

Is satisfaction a necessary and sufficient condition to avoid switching? The moderating role of service type

Isabel Sánchez García and Rafael Curras-Perez
Facultat d'Economia, Universitat de Valencia, Valencia, Spain

Abstract

Purpose – The purpose of this paper is to study the drivers of service provider switching intention other than satisfaction and, additionally, analyse the moderating role of the type of service (utilitarian vs hedonic). Specifically, the authors study the effects of alternative attractiveness, post-purchase regret, anticipated regret and past switching behaviour.

Design/methodology/approach – A representative survey with 800 consumers of mobile phone services (utilitarian) and holiday destinations (hedonic) was carried out.

Findings – Satisfaction is not a significant antecedent of switching intention in the hedonic service and its effect is marginal in the utilitarian service. In the utilitarian service, the main predictor of switching intention is post-purchase regret, whereas in the hedonic service, the main determinants of switching intention are past switching behaviour and anticipated regret.

Originality/value – The main contribution of this study is the analysis of the determinants of provider switching behaviour that may explain abandonment by satisfied customers, to see if their influence is greater or smaller than that of satisfaction itself, which has been the most analysed variable. Furthermore, there are expected to be differences between utilitarian and hedonic services, an aspect which is also studied in this work.

Keywords Utilitarian and hedonic services, Switching behaviour, Alternative attractiveness, Anticipated and post-purchase regret, Variety seeking

Paper type Research paper

1. Introduction

Consumers are becoming increasingly more demanding and more knowledgeable about products and brands thanks, in part, to new technologies development that leads to lower information costs. This situation discourages consumers from remaining loyal to their service providers even when they are satisfied (Fraering and Minor, 2013), and poses the challenge of achieving repatronage behaviours for companies. There is consensus on the fact that loyal customers are more profitable than new ones because they provide increasing income with decreasing costs (Anderson *et al.*, 2004; Anderson and Mittal, 2000; Lin *et al.*, 2016; Mittal and Lassar, 1998). Furthermore, a loyal customer is more willing to continue doing business with the company even when prices rise (Baumann *et al.*, 2012; Keaveney and Parthasarathy, 2001; Zeithaml, 2000). Hence, customer retention is a priority for service organisations and also has received a great deal of attention by scholars (Balaji, 2015; Miranda-Gumucio *et al.*, 2013; Pan *et al.*, 2012).

JEL Classification — M31

© Isabel Sánchez García and Rafael Curras-Perez. Published in *European Journal of Management and Business Economics*. Published by Emerald Publishing Limited. This article is published under the Creative Commons Attribution (CC BY 4.0) licence. Anyone may reproduce, distribute, translate and create derivative works of this article (for both commercial and non-commercial purposes), subject to full attribution to the original publication and authors. The full terms of this licence may be seen at <http://creativecommons.org/licenses/by/4.0/legalcode>



The design of successful loyalty strategies involves finding out the main determinants of consumer switching behaviour (Maicas *et al.*, 2006; Ryals and Knox, 2006). Traditionally, it has been assumed that satisfaction leads to repatronage behaviour and dissatisfaction results in switching (Chuah, Marimuthu, Kandampully and Bilgihan, 2017). The expectancy confirmation theory (ECT) has been generally adopted to explain customers' decisions to remain loyal or exit (Liao *et al.*, 2017). This theory assumes that consumers compare the product or service performance with prior expectations and this comparison results in satisfaction or dissatisfaction that, in turn, leads to loyalty or switching (Chih *et al.*, 2012; Oliver, 2010).

However, increasingly, scholars are claiming that satisfaction does not always translate into loyalty and that dissatisfaction does not always cause switching behaviour (Chuah, Marimuthu, Kandampully and Bilgihan, 2017; Chuah, Rauschnabel, Marimuthu, Thurasamy and Nguyen, 2017; Liao *et al.*, 2017) and that "the variance explained by just satisfaction is rather small" (Kumar *et al.*, 2013, p. 246). Thus, new approaches are needed to further explain consumer continuity or switching decisions because despite decades of satisfaction research, "the true role of satisfaction in customer loyalty" is still not clear (Mittal, 2016).

In this vein, Liao *et al.* (2017) point out that there is an alternative paradigm to the ECT that employs external reference points (the performance of competitors or the non-chosen alternatives) to explain retention or switching. Indeed, Liao *et al.* (2017) highlight a gap in the literature regarding the joint analysis of both paradigms adding to the classical ECT variables such as regret and alternative attractiveness to better explain repatronage or switching behaviour. Under this approach, anticipated regret (the regret consumers predict they could feel if they decide to switch to a different provider) is expected to affect buying decisions (pre-purchase influence), whereas after the purchase, consumers will compare the chosen alternative with the foregone ones and will experience regret if the last ones were better even if satisfied with the current provider (Liao *et al.*, 2017). In addition, if consumers perceived that there are other attractive alternatives available, this could also trigger switching in spite of being satisfied (Calvo-Porrá *et al.*, 2017; Liao *et al.*, 2017).

With the aim of filling this gap in the literature, this present study analyses the influence of anticipated regret, post-purchase regret and alternative attractiveness on switching intention along with satisfaction in order to contribute further insights into the actual role played by satisfaction in switching decisions when variables related to external reference points are included. Furthermore, since our main interest is to identify alternative explanations for switching beyond satisfaction, past switching behaviour is also considered because it is a good reflection of variety-seeking tendencies and can motivate satisfied customers to change to a different provider.

Finally, this work aims to address another research gap pointed out by Mittal (2016). The author calls for more research to reveal the role of service type within service switching or loyalty models. The proposed relationships are tested in utilitarian and hedonic services in order to establish a comparison of both that allow elucidation of whether the determinants of switching intentions differ according to the utilitarian or hedonic nature of the service. To our knowledge, this moderating role of service type (hedonic vs utilitarian) has not been addressed in the service marketing literature despite reports from some scholars of significant differences between utilitarian and hedonic services in relation to evaluation of the service (Jiang and Wang, 2006; Lien and Kao, 2008; Ryu *et al.*, 2010).

In summary, we propose that a consumer's decision to switch to a different service provider is not only explained by satisfaction (comparison of current supplier performance and prior expectations) but also by anticipated regret (the regret or lack of it that individuals think they will experience if they decide to switch); post-purchase regret (comparison of

current service performance and performance of non-chosen providers); the existence of other attractive alternatives in the market; and variety-seeking behaviour (past switching).

Therefore, the main contribution of this study is the analysis of the determinants of provider switching behaviour that may explain abandonment by satisfied customers, to see if their influence is greater or smaller than that of satisfaction itself, which has been the most analysed variable. Furthermore, there are expected to be differences between utilitarian and hedonic services, an aspect which is also studied in this work.

To test this proposal, a representative study with 800 Spanish users of mobile phone services and holiday destinations, as utilitarian and hedonic services, respectively, was conducted.

The paper is organised as follows. Section 2 presents the conceptual framework for the investigation and proposes the theoretical model to be estimated on the basis of the hypotheses. Section 3 presents the methodology used in the empirical study, the research context and sampling method. Section 4 presents and discusses the main findings from estimation of the model and the multigroup analysis run to test the moderating effect of service type. Finally, Section 5 summarises the main conclusions, limitations of the study and possible future lines of research.

2. Conceptual framework and hypotheses

2.1 Consumer switching behaviour in services

Identification of the main factors behind consumer decisions to change service providers may help companies to design more effective strategies that enable them to prevent new customers from leaving or recover those that have already left (Stewart, 1998; Thomas *et al.*, 2004). This approach would lead to significant increases in business profitability, given that it is widely accepted that retaining a customer costs much less than capturing a new one (Hur *et al.*, 2013; Hwang and Kwon, 2016; Zeithaml, 2000).

Table I shows the main factors identified by the literature as determinants in the decision to change service providers (it is not an exhaustive examination of antecedents of switching but an overview of the most relevant).

Out of all the above determinants, researchers have paid greater attention to perceived quality, satisfaction, switching costs and service failures (An and Noh, 2009; Antón *et al.*, 2007; Bansal *et al.*, 2005; Li *et al.*, 2007; Manrai and Manrai, 2007; Olsen and Johnson, 2003), and the first two in particular.

Scholars and practitioners alike have assumed that satisfaction leads to loyalty and so they have emphasised the study of customer satisfaction levels and their effects (Chuah, Marimuthu, Kandampully and Bilgihan, 2017; Jones and Sasser, 1995; Miranda-Gumucio *et al.*, 2013). Consequently, it is thought that one of the main causes leading customers to abandon their providers is dissatisfaction due to a problem with the company (Coulter and Ligas, 2000; Roos, 1999).

Without undermining the undoubted influence of satisfaction and perceived quality on the decision to change provider, the need to seek other reasons to explain switching behaviour has been noted (Keaveney and Parthasarathy, 2001; Liao *et al.*, 2017).

In fact, not all consumers who decide to change provider are dissatisfied because in some cases, the change is due to other factors like variety seeking, the existence of more attractive alternatives or regret (Antón *et al.*, 2007; Calvo-Porrá *et al.*, 2017; Liao *et al.*, 2017).

In addition, the factors behind the decision to change provider may be contingent upon the type of service and so there will be differences between continuous and discrete services or between utilitarian and hedonic services (Pollack, 2015).

2.2 Satisfaction

Satisfaction can be examined from one of two approaches: the approach based on a specific transaction and the overall or accumulated satisfaction approach adopted in this work

Antecedents	Researchers
Perceived service quality	Antón <i>et al.</i> (2007), Bansal <i>et al.</i> (2005), Chakravarty <i>et al.</i> (2004), Colgate and Norris (2001), Coulter and Ligas (2000), Cronin <i>et al.</i> (2000), Grace and O’Cass (2001), Gray <i>et al.</i> (2017), Jung <i>et al.</i> (2017), Lee and Cunningham (2001), Malhotra and Malhotra (2013), McDougall and Levesque (2000), Liang <i>et al.</i> (2013), Srivastava and Sharma (2013)
Satisfaction	Athanassopoulos (2000, 2001), Bansal <i>et al.</i> (2005), Calvo-Porrall and Lévy-Mangin (2015a, b), Chih <i>et al.</i> (2012), Chuah, Rauschnabel, Marimuthu, Thurasamy and Nguyen (2017), Cronin <i>et al.</i> (2000), Henning-Thurau <i>et al.</i> (2002), Jones, Mothersbaugh and Beatty (2000), Keaveney and Parthasarathy (2001), Lee <i>et al.</i> (2001), Lemon <i>et al.</i> (2002), Li <i>et al.</i> (2007), McDougall and Levesque (2000), Manrai and Manrai (2007), Panther and Farquhar (2004), Wangenheim and Bayón (2004a)
Switching costs	Antón <i>et al.</i> (2007), Bansal and Taylor (2002), Bansal <i>et al.</i> (2005), Colgate and Lang (2001), Colgate and Norris (2001), Chih <i>et al.</i> (2012), Chuah, Rauschnabel, Marimuthu, Thurasamy and Nguyen (2017), Augusto de Matos <i>et al.</i> (2013), Jung <i>et al.</i> (2017), Hu and Hwang (2006), Jones <i>et al.</i> (2000), Lee <i>et al.</i> (2001), Lee and Cunningham (2001), Low and Johnston (2006), Malhotra and Malhotra (2013), Roos <i>et al.</i> (2004), Wu <i>et al.</i> (2017)
Service failures	Antón <i>et al.</i> (2007), Chakravarty <i>et al.</i> (2004), Colgate and Hedge (2001), Colgate and Norris (2001), Chih <i>et al.</i> (2012), Coulter and Ligas (2000), Augusto de Matos <i>et al.</i> (2013), Gerrard and Cunningham (2004), Grace and O’Cass (2001), Liang <i>et al.</i> (2013), Piha and Avlonitis (2015), Roos <i>et al.</i> (2004)
Perceived value	Bansal <i>et al.</i> (2005), Blackwell <i>et al.</i> (1999), Calvo-Porrall and Lévy-Mangin (2015a, b), Chiu <i>et al.</i> (2005), Cronin <i>et al.</i> (2000), McDougall and Levesque (2000)
Trust	Bansal <i>et al.</i> (2005), Jung <i>et al.</i> (2017), Lai <i>et al.</i> (2012), Lee <i>et al.</i> (2011), Li <i>et al.</i> (2007), Wu <i>et al.</i> (2017), Xu <i>et al.</i> (2013)
Commitment	Antón <i>et al.</i> (2007), Bansal <i>et al.</i> (2004), Bansal <i>et al.</i> (2005), Choi and Ahluwalia (2013), Fullerton (2003), Henning-Thurau <i>et al.</i> (2002), Li <i>et al.</i> (2007), Piha and Avlonitis (2015)
Variety seeking	Bansal <i>et al.</i> (2005), Chuah, Rauschnabel, Marimuthu, Thurasamy and Nguyen (2017), Jung <i>et al.</i> (2017), Park and Jang (2014)
Alternative attractiveness	Antón <i>et al.</i> (2007), Bansal <i>et al.</i> (2005), Calvo-Porrall and Lévy-Mangin (2015a, b), Colgate and Lang (2001), Chuah, Rauschnabel, Marimuthu, Thurasamy and Nguyen (2017), Colgate and Norris (2001), Jones <i>et al.</i> (2000), Jung <i>et al.</i> (2017), Li <i>et al.</i> (2007), Roos <i>et al.</i> (2004)
Anticipated and post purchase regret	Bolton <i>et al.</i> (2000), Bui <i>et al.</i> (2011), Lemon <i>et al.</i> (2002), Liao <i>et al.</i> (2017), Sánchez-García and Currás-Pérez (2011), Zeelenberg and Pieters (2004b)
Normative and cultural influences	Bansal and Taylor (1999, 2002), Bansal <i>et al.</i> (2005), Cheng <i>et al.</i> (2005), Coulter and Ligas (2000), Chuah, Rauschnabel, Marimuthu, Thurasamy and Nguyen (2017), East <i>et al.</i> (2001), Liang <i>et al.</i> (2013), Lin and Mattila (2006), Liu <i>et al.</i> (2001), Wangenheim and Bayón (2004a, b)
Perceived risk	Choi and Ahluwalia (2013), Keaveney and Parthasarathy (2001), Lee <i>et al.</i> (2011), Wu <i>et al.</i> (2017)
Past switching behaviour	Bansal <i>et al.</i> (2005), Cheng <i>et al.</i> (2005), Farah (2017), Ganesh <i>et al.</i> (2000), Jung <i>et al.</i> (2017), Hsieh <i>et al.</i> (2012)
Attitude towards switching	Bansal and Taylor (2002), Bansal <i>et al.</i> (2005), Cheng <i>et al.</i> (2005), Farah (2017), Lee <i>et al.</i> (2011)

Source: Own elaboration

Table I.
Antecedents of service switching behaviour

(Garbarino and Johnson, 1999; Olsen and Johnson, 2003; Yang and Peterson, 2004). The specific transaction approach defines satisfaction as the consumer’s response to the most recent transaction with the organisation (Oliver, 1993), which will therefore be influenced by the situational variables present at that moment, whereas overall satisfaction considers that the opinion emitted by the consumer is the result of an accumulation of experiences, including both satisfaction associated with specific products and satisfaction with various aspects of the company (Cronin and Taylor, 1992; Homburg and Giering, 2001). In this regard, Homburg and Giering (2001) consider satisfaction to be “the result of a cognitive and affective evaluation in which perceived performance is compared with a comparative standard. The satisfaction

judgment is related to all the experiences with the specific provider in relation to its products, sales process and after-sales service”.

As noted above, satisfaction continues to be considered as one of the main precursors of consumer loyalty (Bolton and Lemon, 1999; Chen, 2012; Jones *et al.*, 2000; Lam *et al.*, 2004; Lee *et al.*, 2017; Tam, 2011) and, so, of market share (Rego *et al.*, 2013) and profitability (Lee *et al.*, 2017).

Analogously, it has been widely proved that dissatisfaction increases consumer switching behaviour (Keaveney and Parthasarathy, 2001; Roos, 1999) and switching intention (Bansal and Taylor, 1999; Gray *et al.*, 2017; Liu *et al.*, 2016; Lucia-Palacios *et al.*, 2016; Manrai and Manrai, 2007). Therefore, it is proposed that:

H1. Satisfaction has a negative influence on consumer switching intention.

In spite of the strong support received in the literature for the above hypothesis, the relationship between (dis)satisfaction and behavioural intentions is more complex than it first appears (Hau and Thuy, 2012; Mittal and Kamakura, 2001; Oliver, 1999; Pan *et al.*, 2012).

The relationship between satisfaction and loyalty is non-linear and asymmetric (Chuah, Marimuthu, Kandampully and Bilgihan, 2017; Liao *et al.*, 2017; Tuu and Olsen, 2010). Thus, it is likely that the factors that prevent customers from feeling dissatisfied are not necessarily the same that make them loyal to the company (Anderson and Mittal, 2000; Mittal *et al.*, 1998, 1999; Tsiros, 1998). Consequently, in the great majority of cases dissatisfaction causes individuals to leave the company but satisfaction does not guarantee loyalty. In this vein, Mittal *et al.* (1998) offer empirical support for the existence of an asymmetric relationship between the attributes performance, overall satisfaction and behavioural intentions. Thus, a negative performance of an attribute will have a greater impact on overall satisfaction and on repurchase intentions than a positive performance (Yoon and Kim, 2000). In addition, overall satisfaction presents a decreasing sensitivity to the performance level of the attributes so that, at high levels of positive or negative performance of the attribute, it will be less affected than at intermediate levels. Therefore, the determinants and consequences of satisfaction and loyalty may differ from the determinants and consequences of dissatisfaction and disloyalty (Bloemer *et al.*, 2002; Bloemer and Kasper, 1995). Furthermore, and closely related to the above, satisfaction does not always translate into loyalty and dissatisfaction does not always lead the customer to abandon the provider (Chuah, Rauschnabel, Marimuthu, Thuramy and Nguyen, 2017; Liao *et al.*, 2017). The relationship between satisfaction/dissatisfaction and consumer behaviour may therefore be weak or even non-significant. Several studies offer support for this assertion. For instance, the meta-analysis carried out by Szymanski and Henard (2001), although it shows the influence of satisfaction on repurchase, reveals that this only explains, generally, a quarter of the variance of behavioural intentions. Similarly, the study by Burnham *et al.* (2003) shows that exchange costs explain, in isolation, a greater proportion of the variance of repurchase intention than satisfaction itself (30 vs 16 per cent). Likewise, Reichheld (1996) reports that more than 65 per cent of customers who abandon their providers were satisfied. Kumar *et al.* (2013) also point out that the variance explained by satisfaction alone is quite small. In addition, several studies have found a non-significant influence of (dis)satisfaction on repurchase/switching. See, for example, Bodet (2008), Carpenter (2008) and Hellier *et al.* (2003).

Among the reasons that can make dissatisfied consumers stay with their current provider, the most cited are switching costs and inertia (Dagger and David, 2012). In contrast, satisfied customers may decide to switch providers because they perceive that there are more attractive alternatives in the market (Andreassen and Lervik, 1999; Liu *et al.*, 2016) because they realise that another alternative could have been more satisfactory, thus making them regret the choice (Liao *et al.*, 2017; Tsiros and Mittal, 2000; Zeelenberg and

Pieters, 2004), or just for the sake of variety (Bansal *et al.*, 2005; Ratner *et al.*, 1999; Sánchez-García *et al.*, 2012), among others.

With the aim of providing new insights into why satisfied customers switch service providers, this work analyses the effect of alternative attractiveness, anticipated and post-purchase regret and variety seeking on consumer switching intentions.

2.3 *Alternative attractiveness*

In their purchase decisions, consumers have to deal with a myriad of alternatives that are constantly changing due to strong competitive pressure. Furthermore, it is becoming increasingly easy to obtain information on different purchase options through personal and impersonal sources, such as blogs, virtual communities and newsletters, among others. This situation is reducing the length of the relationship between customers and providers (Buckinx and Van den Poel, 2005).

Alternative attractiveness refers to consumer perceptions about the extent to which there are other satisfactory alternatives available in the marketplace (Jones *et al.*, 2000). The existence of a significant relationship between alternative attractiveness and consumer switching intentions has been supported by a number of researchers (Bansal *et al.*, 2005; Lin *et al.*, 2016; Liu *et al.*, 2016; Roos *et al.*, 2004). If consumers do not perceive that there are more attractive alternatives in the market, they may stay with their provider even though they are dissatisfied (Anderson and Narus, 1990; Jones *et al.*, 2000). Consumers may also decide to switch providers despite being satisfied if they think there are better options (Andreassen and Lervik, 1999). Consequently, we posit that:

H2. Alternative attractiveness has a positive influence on consumer switching intention.

2.4 *Consumer regret*

Regret has been defined in different ways and, so, scholars have not always studied the same phenomenon using the same term (Connolly *et al.*, 1997). There is broad agreement on the fact that regret is an emotion with a cognitive base because it is necessary to think about “what might have been” to experience this emotion (Brehaut *et al.*, 2003; Zeelenberg and Pieters, 2007). There is no consensus, however, on whether regret is necessarily linked to self-responsibility for the decision (Connolly *et al.*, 1997; Zeelenberg and Pieters, 2007) or if the outcomes of the non-chosen alternatives must be known or if it is enough to imagine what might have been (Tsiros and Mittal, 2000; Zeelenberg and Pieters, 2007). In the present work, we adopt the definition by Zeelenberg and Pieters (2007) because it is one of the most comprehensive. Thus, regret is conceived as “the emotion that we experience when realizing or imagining that our current situation would have been better, if only we had decided differently. It is a backward looking emotion signalling an unfavourable evaluation of a decision. It is an unpleasant feeling, coupled with a clear sense of self blame concerning its causes and strong wishes to undo the current situation” (Zeelenberg and Pieters, 2007, p. 3).

The regret theory posits that post purchase behaviour is determined both by the disconfirmation of expectations and by the foregone alternatives (Zeelenberg and Pieters, 2007). This theory is quite similar to the well-known cognitive dissonance theory although there are subtle differences. The cognitive dissonance theory posits that, when making an important purchase decision, consumers may feel psychological discomfort if they think they are not selecting the best option and these tensions can appear in any stage of the purchase and consumption process (Herrmann *et al.*, 1999; Wilkins *et al.*, 2016). When cognitive dissonance arises, consumers try to reduce it in different ways including blaming others, such as sellers, for the decision (Wilkins *et al.*, 2016). The regret theory, however, is associated with self-blame because of an erroneous purchase decision so that satisfaction with the chosen option depends not only on the performance of the selected alternative but

also on the foregone ones (Zeelenberg and Pieters, 2007). Regret is usually associated with the post-purchase stage and can appear in any kind of purchase.

The common reasoning underlying both theories, the cognitive dissonance theory and the regret theory, offer support for the thesis defended in this work: post-purchase behaviour is not only dependent on an internal comparison analysis (perceived performance with prior expectations), but also on an external one (perceived performance with real or imagined performance of foregone alternatives).

In the service provider switching behaviour context, this implies that if consumers regret their choice because they think other alternatives might have been better, they could decide to switch to another provider even though they are satisfied (Tsiros and Mittal, 2000). Indeed, Zeelenberg and Pieters (1999, 2004) obtained support for a direct effect of post-purchase regret on consumer switching intention. Hence, we hypothesise that:

H3. Post-purchase regret has a positive influence on consumer switching intention.

Although, as noted above, the regret theory usually makes reference to post-purchase regret, several studies have addressed the role of anticipated regret in consumer behaviour (Chernev, 2004; Greenleaf, 2004; McConnell *et al.*, 2000). These and other researchers defend that, when choosing among several alternatives, individuals anticipate the regret that they will feel if they make a wrong decision, and their choice is affected by this anticipated regret (Connolly and Butler, 2006; Zeelenberg and Pieters, 2007).

In the domain of service switching behaviour, “anticipated regret refers to a consumer’s active consideration of the regret he/she would feel after dropping a service” (Lin *et al.*, 2016, p. 124). Lemon *et al.* (2002) proved that consumers take into account not only past and present but also anticipate the future regret when deciding whether or not to switch service providers. They performed an experiment with students using a fictitious online grocery store and found a significant effect of anticipated regret on intentions to drop the service. Likewise, Lin *et al.* (2016) also demonstrated through a real sample of customers from a health club that anticipated regret had a negative and significant effect on intention to renewal or exit.

Thus, if consumers anticipate regretting finishing the relationship with their provider, this will reduce the likelihood of switching (Lemon *et al.*, 2002; Lin *et al.*, 2016). Therefore:

H4. Anticipated regret has a negative influence on consumer switching intention.

2.5 Variety seeking

Although variety-seeking research has a long tradition in marketing, there are still several topics than deserve investigation (Berné *et al.*, 2001; Bigné *et al.*, 2009). Most researchers have focussed on goods, so studies on the service industry are still scarce, and quite recent (Barroso *et al.*, 2007; Niininen *et al.*, 2004; Vázquez and Foxall, 2006). Specifically, the relationship between variety seeking and loyalty in services is an under-researched topic in the marketing literature (Berné *et al.*, 2001, 2005).

Variety-seeking propensity has been found to be an important driver of consumer switching behaviour (Bansal *et al.*, 2005; Van Trijp *et al.*, 1996), since it is defined as a consumer tendency to change the item consumed in the last purchase (Givon, 1984; Kahn *et al.*, 1986) or the propensity to seek diversity in the choice of goods and services (Kahn, 1995). It should be noted that we refer to intrinsic or true variety seeking, which involves switching brands, products or providers for the sake of variety and not because of the functional value of the alternatives (Berné *et al.*, 2005; Van Trijp *et al.*, 1996).

Many studies have measured consumer variety seeking propensity through an objective measure consisting of actual brand or provider switching behaviour conducted by a consumer in a concrete period of time (Menon and Kahn, 1995; Trivedi, 1999). It has been

suggested in the literature that consumers' past behaviour has a direct influence on their behavioural intentions (Bigné *et al.*, 2009; Cheng *et al.*, 2005; Leone *et al.*, 1999). Consumer past switching behaviour has been defined as the extent to which consumers have switched providers in the past (Bansal *et al.*, 2005). The greater the past switching behaviour, the lower the perception of switching costs (Burnham *et al.*, 2003; Hu and Hwang, 2006) and, therefore, the higher the switching intention (Farah, 2017). Consequently, it is proposed that:

H5. Past switching behaviour has a positive influence on consumer switching intention.

To sum up, customers may switch service providers even when satisfied if they perceive there are more attractive alternatives in the market because they realise or imagine that they could have been more satisfied with a different choice or just for the sake of variety. In contrast, the probability of switching will be lower if they anticipate they could regret the decision. The proposed model is depicted in Figure 1.

2.6 Hedonic vs utilitarian services: moderating effects

There is strong consensus in the literature that consumer behaviour is driven by hedonic and utilitarian motivations (Childers *et al.*, 2001; Dhar and Wertenbroch, 2000; Fernandes and Pedroso, 2017; Lin, 2011). Utilitarian motivations are described as "mission critical, rational, decision effective, and goal-oriented" (Lin, 2011, p. 297) whereas hedonic motivations are related to "the search for happiness, fantasy, awakening, sensuality, and enjoyment" (Lin, 2011, p. 297).

In the same vein, most scholars conceive perceived value as a multidimensional construct and, although there is no agreement over its dimensions, the majority agree that it comprises a functional or utilitarian value and an emotional or hedonic value (Hur *et al.*, 2013; Sheth *et al.*, 1991; Sweeney and Soutar, 2001). Whereas hedonic value reflects the potential for entertainment and enjoyment, utilitarian value is associated with the accomplishment of a task (Babin *et al.*, 1994, 2005; Chandon *et al.*, 2000). Chaudhuri and Holbrook (2001) define hedonic value as a product's potential to provide pleasure and utilitarian value as the ability of the product to perform functions in the consumer's daily life.

In relation to the above, some authors talk of utilitarian or hedonic products and services (Dhar and Wertenbroch, 2000). In fact the same product may possess both types of value (Chaudhuri and Holbrook, 2001; Gursoy *et al.*, 2006; Sloot *et al.*, 2005), although consumers characterise some products as mainly hedonic and others as mainly utilitarian (Dhar and Wertenbroch, 2000). Hedonic products provide consumption that is more experiential, fun, pleasure and excitement, whereas utilitarian products are mainly instrumental and functional (Dhar and Wertenbroch, 2000). Therefore, to distinguish between utilitarian

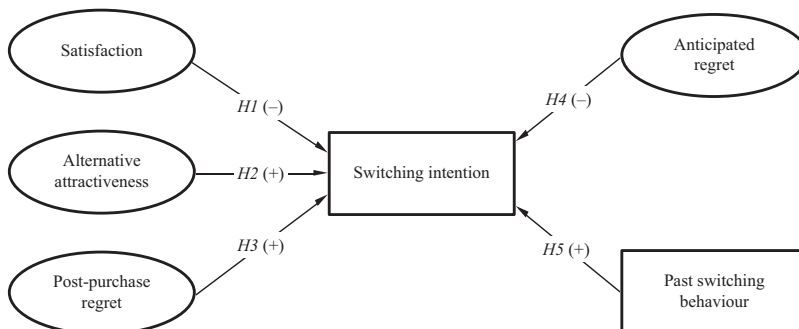


Figure 1. Antecedents of service provider switching intention

and hedonic services, the core benefit or main reason for consumption should be considered (Ng *et al.*, 2007).

Finally, some authors differentiate between hedonic and utilitarian at attribute level (Baltas *et al.*, 2017). For example Falk *et al.* (2010) attempt to explain the asymmetric relationship between service quality and satisfaction, by considering the hedonic or utilitarian nature of the different attributes of quality.

In this present study, we focus on analysing the moderating effect of the type of service, utilitarian vs hedonic, on the influence of the different antecedents of intention to switch provider.

At the product level, several studies have shown that product type (hedonic vs utilitarian) plays a moderator role in several areas of consumer behaviour, for instance, in the selection of purchase channel (Kushwaha and Shankar, 2013); country-of-origin effects (Sharma, 2011) and the effect of brand equity on consumer stock-out responses (Sloot *et al.*, 2005), among others.

In the services domain, various works have shown that the nature of the service moderates the relationship between various evaluative variables. For example, Jiang and Wang (2006) demonstrated that pleasure and arousal had stronger impact on consumers' perceived quality and satisfaction in hedonic than in utilitarian product/services. In the same vein, Hellén and Sääksjärvi (2011) showed that the effect of happiness on perceived quality and commitment varied depending on whether the service was hedonic or utilitarian. Similarly, Pollack (2015) found that the relationship between satisfaction and behavioural intentions differed according to the type of service. For example, they found that variety seeking was significant for discrete services with experiential benefits whereas switching costs were more important in utilitarian services. Likewise, the study by Lien and Kao (2008) showed that whereas technical quality is more influential on consumer satisfaction in the case of utilitarian services, functional quality is the most relevant driver of satisfaction in hedonic services. In addition, Baek and King (2011) found that the effects of perceived value for money, perceived quality and information costs on purchase intention differ between utilitarian and hedonic services.

In our case, as noted above, hedonic value reflects the fun and potential enjoyment of a service whereas utilitarian value is related to task completion, that is, utilitarian services are purchased for their functional features whereas hedonic ones are bought for the pleasure they provide (Babin *et al.*, 2005; Bigné *et al.*, 2008; Chiu *et al.*, 2005; Shukla and Babin, 2013). These differences regarding purchase or consumption reasons lead to differences in how consumers evaluate both service types. In this way, when evaluating utilitarian services consumers use more cognitive cues. However, affective appraisals dominate hedonic services because the importance of experiencing personal pleasure and enjoyment during the service consumption is more salient here (Lien and Kao, 2008; Ng *et al.*, 2007).

The above-mentioned differences between utilitarian and hedonic services suggest a moderating effect of service type on the determinants of service evaluation that has received only limited attention in the literature.

The previous divergences between utilitarian and hedonic services lead us to expect that the moderating role of service type could also be extended to the determinants of switching, that is, we propose that the determinants of consumers' switching intentions will differ depending on the hedonic or utilitarian nature of the service because evaluation is also different. This idea is also reinforced by the fact that consumer variety-seeking behaviour is higher when the product has more hedonic attributes (Kahn and Lehmann, 1991; Van Trijp *et al.*, 1996). Thus, the tendency of consumers to look for variety in the acquisition of hedonic services could lead them to search for a new provider or alternate among familiar ones despite being satisfied with the service because of the need for stimulation (Barroso *et al.*, 2007; Vázquez and Foxall, 2006). We hypothesise then that in hedonic services, consumers

will switch providers more than in utilitarian services (Carroll and Ahuvia, 2006; Van Trijp *et al.*, 1996) independently of alternative attractiveness perception, satisfaction and post-purchase regret, as reflected in the following research questions:

RQ6a. The influence of satisfaction on consumer switching intention will be weaker for hedonic services than for utilitarian services.

RQ6b. The influence of alternative attractiveness on consumer switching intention will be weaker for hedonic services than for utilitarian services.

RQ6c. The influence of post-purchase regret on consumer switching intention will be weaker for hedonic services than for utilitarian services.

Jiang and Wang (2006) and Hellén and Sääksjärvi (2011) proved that the influence of affect/emotions on satisfaction, perceived quality and commitment was moderated by service type (hedonic vs utilitarian). Since anticipated regret is also an emotion, its influence on switching intention is expected to be moderated by the nature of the service. The idea is that in hedonic services consumers get pleasure from switching and, so, we reason that they will anticipate lower regret than in utilitarian services, reinforcing their decision to switch service provider. Therefore:

RQ6d. The influence of anticipated regret on consumer switching intention will be stronger for hedonic services than for utilitarian services.

As noted in the introduction past switching behaviour is considered a good proxy for variety seeking behaviour (Chintagunta, 1999). The search for variety has been identified as an important motivation for brand/provider switching behaviour (Bansal *et al.*, 2005; Van Trijp *et al.*, 1996), since it is defined as “the tendency of an individual to seek diversity in the choice of goods or services, changing the item consumed on the last occasion” (Berné *et al.*, 2001, 2005).

As pointed out previously, there is strong consensus over the more salient role played by variety seeking in hedonic vs utilitarian services (Pollack, 2015). Thus, in hedonic services, variety seeking will have a stronger impact on exit/repurchase intentions than in utilitarian services. Since variety seeking is captured here through past switching, it is hypothesised that past switching behaviour will have a stronger positive effect on switching intention in hedonic than in utilitarian services. Rational arguments therefore dominate exit decisions in utilitarian services and, so, more intense switching behaviour in the past does not necessarily imply a higher tendency to switch again. However, in hedonic services, past switching is carried out for the sake of variety and it is expected to be a strong predictor of new exiting behaviour. Hence, we postulate that:

RQ6e. The influence of past switching behaviour on consumer switching intention will be stronger for hedonic services than for utilitarian services.

3. Method

3.1 Research context

Mobile phone services and holiday destinations have been selected as the research setting. Several reasons led to the choice of mobile phone services for the present study. First, although currently mobile phones provide both hedonic and utilitarian benefits, the choice of a mobile phone company is guided mainly by functional reasons, such as the fees or the characteristics of the phone offered. Second, it can be considered a relational service, where consumers tend to continue with the same provider because of inertia and/or the presence of switching costs (Hu and Hwang, 2006; Lee *et al.*, 2001). In fact, the mobile phone industry in the study context (Spain) is characterised by having barriers to switching that increase the risk for consumers. There are different types of switching costs: procedural (e.g. complex

procedures for changing provider, excessively long waiting times, abusive long-term contract commitments etc.), financial (e.g. compensations for switching provider), functional (e.g. risk of not keeping the telephone number when switching provider, unexpected changes in coverage, etc.). According to the latest data from Spain's Committee on Markets and Competition (Comisión Nacional de los Mercados y la Competencia, CNMC), in December 2017, in Spain, there were 52,009,637 mobile lines with a penetration rate over the population of 111.8. Finally, due to market saturation and strong competitive pressure in Spain, deeper knowledge of the determinants of consumer tendencies to switch mobile companies has relevant managerial implications.

The main motivation for selecting holiday destinations is twofold. First, because there is consensus in the literature concerning the predominance of hedonic motivations in the purchase of leisure and tourism services (Decrop and Snelders, 2005; Gursoy *et al.*, 2006). Second, variety seeking plays a significant role in this product category (Barroso *et al.*, 2007; Jang and Feng, 2007). The present work focusses on holiday destinations as opposed to weekend and long weekend trips. This makes it possible to identify different tourist profiles depending on their propensity to switch destinations: those who seek variety and those who prefer to return to the same destination for their holidays (Decrop and Snelders, 2005).

3.2 Research approach and sampling

The study is mainly quantitative, although two focus groups were used to adapt the measurement scales to the field of study. The focus of the research is causal and the information was collected in Spain by means of a structured questionnaire. In the case of mobile phone services, the target population comprises individuals between 18 and 65 years old who have a mobile phone for private use. Regarding holiday destinations, the target population consists of individuals between 18 and 65 years old who have travelled on their main holiday at least once in the last two years, excluding lodging in relatives and friends' houses or their own secondary residence. A two-year period rather than a one-year period was established in order to make sample recruitment easier, as the proportion of Spanish inhabitants who travel for leisure is around 57 per cent but this figure would be even lower if secondary residences were excluded, as in the case of the present study. The variables under study focus on the last main holiday destination giving rise to a set of 172 holiday destinations visited by interviewees: sun-and-beach (e.g. Ibiza, Tenerife and Cuba, to name the most popular), urban destinations (e.g. Barcelona, Madrid, London, Paris) and rural holiday destinations (e.g. Pyrenees, Asturias).

The sample selection was a result of a combination of the random route sampling method and the establishment of gender and age quotas to ensure that the sample shows the same sociodemographic structure as the target population. Data were gathered in eight Spanish cities (A Coruña, Alicante, Bilbao, Madrid, Seville, Valencia, Valladolid and Zaragoza), and the questionnaire was administered personally to the respondents in their homes. Participants came from households chosen using the random route procedure in the above cities. After selecting the household, sample representativeness was ensured by fixing *a priori* gender and age quotas for the interviewees. This procedure was monitored by a company specialising in field work, with duly trained professional interviewers.

We finally obtained a sample size of 800 individuals, 400 for each service, with 4.9 per cent sample error, for a confidence level of 95.5% ($p = q = 0.5$). Table II shows the sociodemographic characteristics of the sample by the type of service. These samples comprise a similar number of males and females, with a predominance of 26–45 year olds, employed, with secondary studies and income similar to the average in Spain.

The subsample of mobile telephone consumers was characterised by having long experience with the service, since 62 per cent had used it for more than five years. In total, 45 per cent had been with their operator for more than four years and almost 72 per cent

Characteristics	Utilitarian %	Hedonic %
<i>Gender</i>		
Men	50.3	51.0
Female	49.7	49.0
<i>Completed studies</i>		
Primary	35.5	27.1
Secondary	41.8	47.6
University	21.4	24.8
<i>Age</i>		
Up to 25	15.6	15.5
25–45	51.3	49.6
45 and over	34.1	34.9
<i>Job</i>		
Not working	25.2	21.8
Self-employed	13.9	13.9
Employed	56.9	60.5
Retired	4.0	3.8
<i>Household income (reference average €1,800)</i>		
Well below average	14.1	7.8
Below average	25.3	19.7
Average	39.3	41.1
Above average	16.9	24.5
Well above average	4.4	6.9

Table II.
Sociodemographic profile of the sample

for more than two years. Also, 67.3 per cent of interviewees had a contract with their provider, as against 31 per cent who had the prepaid service. As regards the subsample of consumers of holiday destinations, 85 per cent of the sample travel between one and three times a year for leisure, and only 15 per cent do so more frequently. The last holiday trips were mainly 5–14 days long (68 per cent) during the summer period (67.5 per cent). Holiday destinations were mainly urban and cultural (43.7 per cent), followed by sun-and-beach (39.7 per cent) and rural tourism (8.5 per cent). Finally, interviewees usually choose the same type of holiday, since 60 per cent said they went on the same type of holiday often, almost always or always.

3.3 Measurement scales

In the appendix is a description of the measurement scale for the variables in this study. The initial questionnaire was pretested before establishing its final form. In total, 25 users of mobile telephony and 25 users of holiday destinations were interviewed. This pretest helped to improve the wording of the questions and even reconsider the composition of some scales, which was important for refining the final measurement instrument. In this study, we followed the double translation protocol: the original scales (in English) were translated into Spanish, and then back into English to report the results. In Tables AI and AII, we detail the measurement scales selected for each variable for both services.

The review of the literature on consumer satisfaction highlights the absence of agreement over measurement of this construct (Giese and Cote, 2000; Oliver, 1997). Despite decades of research interest in this concept different methodological approaches co-exist: direct and indirect measurement (Yi, 1990); single-item or multi-item measures (Babin and Griffin, 1998; Oliver, 1997; Westbrook, 1987; Yi, 1990); and various scale intervals and response formats (Babin and Griffin, 1998; Yi, 1990).

When determining the scale to use in this study to measure overall satisfaction, it was ensured that there were no measures of regret of the type "My choice of X was correct" (Patterson and Smith, 2003), given that regret will be studied as a different concept, thereby avoiding problems of discriminant validity. Additionally, a scale used in a work focussing on provider switching behaviour has been used.

Thus, the scale finally used to measure global satisfaction is based on Burnham *et al.* (2003), and initially comprised five items that gathered information on: overall satisfaction with the provider; whether the provider meets the individual's needs; assessment of the relationship; fulfilment of expectations; and overall satisfaction with the service. The pretest confirmed that this scale was suitable because there were no difficulties with comprehension or assessment, but it also led to the elimination of one item, item 3.

The scale used to assess alternative attractiveness is based on Jones *et al.* (2000) and Ping (1993). Concerning regret, the scale developed by Brehaut *et al.* (2003) was used to measure post purchase regret, and also anticipated regret with the pertinent adaptation. Past switching behaviour was captured by means of an objective question that collected the number of different providers the consumer had used, following Niminen *et al.* (2004). In mobile phone services, interviewees were asked about the number of different companies they had been with since becoming users of this type of service because the number of providers is limited. However, for holiday destinations, the period of time was constrained to the last four years to facilitate the response.

Finally, to measure switching intention, a one-item scale option was selected, following other authors such as Garland (2002), Jones *et al.* (2003) and Mittal and Kamakura (2001). Due to the fact that one of the objectives of the present work is to analyse the effect of variety seeking on switching behaviour and variety seeking has been defined as the tendency of an individual to change the item acquired in the last purchase event (Kahn *et al.*, 1986), it is necessary to restrict the temporal period of reference. In the case of mobile phone services, respondents were asked about their intention to switch their mobile company in the next two months, following Bansal *et al.* (2005). In holiday destinations, interviewees were asked about their intention to go to a different destination in their next holiday trip.

4. Findings and discussion

Before testing the proposed hypotheses, the psychometric properties of the measurement scales were evaluated. Measurement instrument validity and reliability were verified by confirmatory factor analysis (CFA) with EQS 6.1 (Bentler, 2005) and including all the latent variables in our theoretical model. Given that model estimation showed no evidence of multivariate normality (Mardia normalised coefficient is 21.81 and 57.74 for mobile services and holiday destinations, respectively), we report robust statistics (Satorra and Bentler, 1994) for model estimation using the maximum likelihood method.

Three items (atr1, preg2 and sat1) were eliminated in the holiday destinations measurement model because they were causing convergent validity problems. These items were also removed from the mobile services measurement model to ensure factor structural equivalence and configural invariance between groups (Hair *et al.*, 2006).

Results of the final CFAs confirmed that the measurement model provided a good fit to the two data sets on the basis of various fit statistics. CFA results (see Tables III and IV) provide evidence of reliability, convergent and discriminant validity according to the criteria proposed by Anderson and Gerbing (1988), Bagozzi and Yi (1988) and Fornell and Larcker (1981).

After refining the measurement scales and with the aim of testing the first five hypotheses, structural equation analysis was carried out using EQS 6.1 and the maximum likelihood estimation method, corrected with robust statistics. The main results obtained for

Factor	Item	Convergent validity				Reliability				AVE	
		Factor loading (robust <i>t</i> -value)		Loading average		α		CR		M	D
		(M)obile	(D)estinations	M	D	M	D	M	D	M	D
SATISFACTION (SAT)	sat2	0.86 (15.08)	0.83 (10.54)	0.90	0.85	0.92	0.89	0.92	0.89	0.80	0.72
	sat3	0.92 (18.27)	0.89 (12.19)								
	sat4	0.91 (18.29)	0.83 (9.94)								
ALTERNATIVE ATTRACTIVENESS (ATR)	atr2	0.77 (11.16)	0.76 (8.85)	0.82	0.74	0.80	0.70	0.81	0.71	0.67	0.55
	atr3	0.87 (12.51)	0.72 (8.90)								
POST PURCHASE REGRET (PREG)	preg1	0.90 (16.07)	0.88 (13.86)	0.86	0.83	0.91	0.89	0.92	0.90	0.74	0.70
	preg3	0.86 (15.84)	0.77 (13.70)								
	preg4	0.82 (19.30)	0.82 (17.04)								
	preg5	0.86 (17.14)	0.87 (14.24)								
ANTICIPATED REGRET (AREG)	areg1	0.90 (27.35)	0.76 (14.80)	0.92	0.83	0.96	0.91	0.96	0.92	0.84	0.69
	aref2	0.86 (25.22)	0.76 (12.82)								
	areg3	0.93 (30.59)	0.88 (15.10)								
	areg4	0.95 (31.57)	0.83 (13.71)								
	areg5	0.95 (32.39)	0.90 (13.05)								
Goodness of fit indexes											
Mobile services	S-B χ^2 (71df) = 138.04 ($p = 0.00$)	NFI 0.962	NNFI 0.976	CFI 0.981	IFI 0.981	RMSEA 0.049					
Destinations	S-B χ^2 (71df) = 137.61 ($p = 0.00$)	0.926	0.952	0.962	0.963	0.048					

Table III. Reliability and convergent validity of the measurement model

Notes: α , Cronbach's alpha; CR, composite reliability; AVE, average variance extracted

	SAT	ATR	PREG	AREG
<i>Mobile services data set</i>				
SAT	0.80	0.02	0.66	0.12
ATR	[0.18;0.42]	0.67	0.07	0.13
PREG	[0.21;0.33]	[0.55;0.79]	0.74	0.16
AREG	[-0.12;0.04]	[-0.21;0.03]	[-0.18;-0.02]	0.84
<i>Holiday destinations data set</i>				
SAT	0.72	0.00	0.01	0.00
ATR	[-0.15;0.09]	0.55	0.00	0.11
PREG	[-0.04;0.16]	[-0.11;-0.17]	0.70	0.00
AREG	[-0.16;0.04]	[0.19;0.47]	[-0.06;0.14]	0.69

Notes: Diagonal represents average variance extracted: above the diagonal, the shared variance (squared correlations) are represented; below the diagonal, the 95% confidence interval for the estimated factors correlations is provided

Table IV. Discriminant validity of the measurement model

mobile services and holiday destinations are shown in Table V. In addition, the results are graphically represented in Figures 2 and 3 to facilitate comparison.

A first approach to the results showed several differences in the significant antecedents of mobile services and holiday destination switching intentions, finding agreement only regarding the effect of satisfaction and alternative attractiveness. Surprisingly, satisfaction was not a significant antecedent of switching intention (*HI*) in mobile services or in holiday destinations despite the fact that this relationship has been strongly supported by the

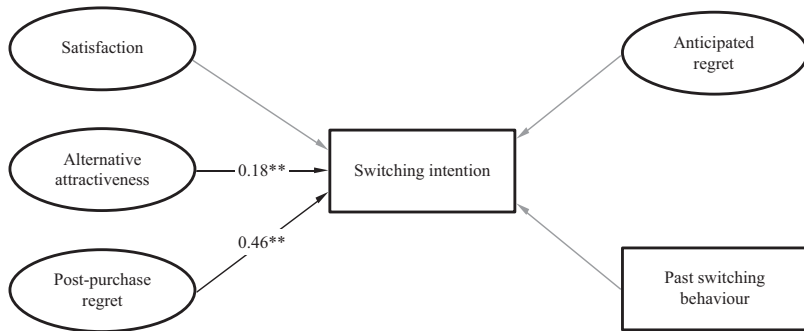
literature (Bansal *et al.*, 2005; Manrai and Manrai, 2007). These findings are in line with the researchers who argue that the relationship between satisfaction and behavioural intentions is more complex than it first appears (Patterson, 2004; Yi and La, 2004) and also offers support to the underlying idea of this work: factors other than satisfaction are needed to explain service provider switching propensity. In utilitarian services (e.g. mobile services), post-purchase regret could be the main driver of exiting decisions, while in hedonic services (e.g. holiday destinations), variety seeking could trigger switching behaviour.

Table V.
Antecedents of service provider switching intention

H	Sign ^a	Structural relations	Mobile services			Destinations		
			β	Robust <i>t</i>	S/NS	β	Robust <i>t</i>	S/NS
H1	(-)	Satisfaction→Switch Int	-0.17	-1.66	Not supported	-0.06	-0.72	Not supported
H2	(+)	Alt. attractiveness→Switch Int	0.18	3.31**	Supported	0.14	2.36*	Supported
H3	(+)	Post purchase regret→Switch Int	0.43	3.99**	Supported	0.12	1.67	Not supported
H4	(-)	Anticipated regret→Switch Int	-0.03	-0.78	Not supported	-0.16	-3.48**	Supported
H5	(+)	Past switching→ Switch Int	0.02	0.49	Not supported	0.31	5.89**	Supported

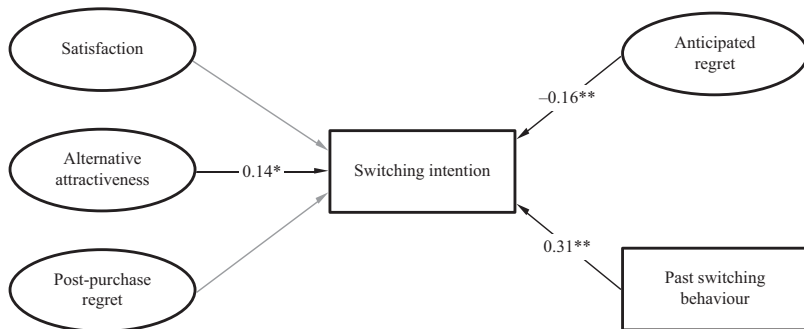
Notes: S/NS, hypotheses support or not support. ^aHypothetical sign of the relation. * $p < 0.05$; ** $p < 0.01$

Figure 2.
Antecedents of switching intention in mobile services



Notes: Goodness-of-fit statistics: S-B $\chi^2=184.322$; sig. 0.000; df=88; NFI=0.953; NNFI=0.965; CFI=0.974; IFI=0.975; RMSEA=0.052 (0.042–0.063). ** $p < 0.01$

Figure 3.
Antecedents of switching intention in holiday destinations



Notes: Goodness-of-fit statistics: S-B $\chi^2=165.772$; sig. 0.000; df=88; NFI=0.923; NNFI=0.948; CFI=0.962; IFI=0.962; RMSEA=0.047 (0.036–0.058). ** $p < 0.05$; ** $p < 0.01$

Alternative attractiveness (*H2*) exerted a significant direct impact on switching intention in both services, corroborating the findings of previous studies (Bansal *et al.*, 2005; Jones *et al.*, 2000; Vázquez and Foxall, 2006). Therefore, when consumers perceive that there are more satisfactory viable options in the marketplace, the likelihood of switching their current service provider increases regardless of whether the service is utilitarian or hedonic.

Post-purchase regret (*H3*) was the main driver of switching intention in the utilitarian service. These results add new empirical support to the findings obtained by Tsiros and Mittal (2000) and Zeelenberg and Pieters (2004), reinforcing the idea that post purchase regret is a key concept to explain switching behaviour. However, this factor had no influence on switching intention in the hedonic service. These findings could be explained by the high propensity of consumers to seek variety in the purchase of hedonic products (Carroll and Ahuvia, 2006; Van Trijp *et al.*, 1996) and, especially, in tourism and leisure services (Barroso *et al.*, 2007; Jang and Feng, 2007). Consequently, tourists may decide to switch holiday destinations on their next trip, despite not regretting their last choice, for the sake of variety.

As far as the effect of anticipated regret is concerned (*H4*), results showed a non-significant influence on switching intention in the context of mobile services. In this particular case, it could be observed that whereas the regret that interviewees think they would feel if they switched mobile company is low because they consider there are other good companies to choose from, switching intention is not high. This could be due to switching costs perception or inertia, which are more relevant in this type of service. In contrast, in holiday destinations anticipated regret linked to switching significantly predicted switching intention. In this service, given that consumers thought they would not regret travelling to a different destination for their next holiday trip, switching intention was higher.

Finally, past switching behaviour (*H5*) was not a significant predictor of switching intention in the utilitarian service. This could be explained by the interviewees' low propensity to switch their mobile company due to the relational nature of this type of service. However, past switching behaviour positively affected intention to switch holiday destinations, and was even the most influential factor. Hence, consumers who had been to more different destinations in recent years were also the ones more prone to changing again for their next trip. Consequently, findings in the hedonic service setting agreed with those obtained by Bansal *et al.* (2005), whereas the results for the utilitarian service were consistent with Cheng *et al.* (2005). Further research is therefore needed to elucidate the effect of past switching behaviour on service provider switching intention.

A multigroup analysis was run to test whether the type of service (utilitarian *vs* hedonic) moderated the influence of satisfaction, alternative attractiveness, post-purchase and anticipated regret and past switching behaviour on switching intentions (*RQ6a-RQ6e*). The results are shown in Table VI.

The significance of the χ^2 difference showed that, as predicted, the effect of satisfaction on switching intention was weaker in the case of hedonic services (*RQ6a*). However, as discussed previously, satisfaction was not really an influential factor even in the case of mobile services because its effect was only significant at $p < 0.10$. Hence, other drivers of switching must be found. In this regard, post-purchase regret strongly affected switching intention in the utilitarian service. Nevertheless and, as expected, its effect was weaker and even non-significant for the hedonic service. Concerning alternative attractiveness and contrary to our hypothesis, if consumers perceive that there are other attractive options in the marketplace, this is going to increase their switching intention regardless of the type of service. Finally, and consistent with our predictions, anticipated regret and past switching behaviour had a stronger effect on holiday destination users' switching intention than in mobile users. The higher propensity to variety seeking associated with hedonic services in contrast to utilitarian services goes a long way to explaining the above results Table VI.

Table VI.
Multigroup analysis:
moderating effect of
type of service

H	Structural relation	G1: mobile Loading (<i>t</i> -value)	G2: destination Loading (<i>t</i> -value)	χ^2 Diff.	S/NS
<i>RQ6a</i>	Satisfaction→Switch Int (G1 > G2)	-0.17 (-1.66)	-0.06 (-0.72)	12.61**	Supported
<i>RQ6b</i>	Alt. attractiveness→Switch Int (G1 > G2)	0.18 (3.31**)	0.14 (2.36*)	1.50	Not supported
<i>RQ6c</i>	Post purchase regret→Switch Int (G1 > G2)	0.43 (3.99**)	0.12 (1.67)	16.84**	Supported
<i>RQ6d</i>	Anticipated regret→Switch Int (G1 < G2)	-0.03 (-0.78)	-0.16 (-3.48**)	4.14*	Supported
<i>RQ6e</i>	Past switching→Switch Int (G1 < G2)	0.02 (0.49)	0.31 (5.89**)	15.62**	Supported
S-B χ^2 (176df) = 349.268 (<i>p</i> = 0.00)	BBNFI 0.940	BBNFI 0.958	CFI 0.969	IFI 0.970	RMSEA 0.050

Notes: S/NS, RQ support or not support. **p* < 0.05; ***p* < 0.01

5. Conclusions and implications

The main purpose of the present research was to gain new insights into the drivers of service provider switching intention beyond the ECT and, additionally, analyse the moderating role of the type of service (utilitarian vs hedonic) on the determinants of switching intention. Specifically, the effects of alternative attractiveness, post-purchase and anticipated regret and past switching behaviour have been studied. The findings contribute to revisit the debate in the literature regarding the relationship between satisfaction and behavioural intentions. In this regard, several researchers have pointed out that the relationship between both variables is more complex than it first appears (Hau and Thuy, 2012; Pan *et al.*, 2012).

In fact, the results show that satisfaction is not a significant antecedent of switching intention in the hedonic service and its effect is only significant at *p* < 0.10 in the utilitarian service. These findings are in line with previous studies that have shown that satisfaction only accounts for a small portion of the variance of consumer behaviour in the future (Kumar *et al.*, 2013; Szymanski and Henard, 2001). For instance, the meta-analysis by Szymanski and Henard (2001), although evidencing the influence of satisfaction on repurchase, highlighted that it only explained, generally, a quarter of the variance of the behavioural intentions. Likewise, Bodet (2008), in a sport service context (a fitness club), found that satisfaction did not predict customer repurchase behaviour.

There are several possible explanations for the non-significant effect of satisfaction on switching intentions. First, there is evidence that the effect of satisfaction on behavioural intentions is non-linear and asymmetric (Chuah, Marimuthu, Kandampully and Bilgihan, 2017; Liao *et al.*, 2017). Therefore, the antecedents and consequences of satisfaction and loyalty may differ from the determinants and outcomes of dissatisfaction and disloyalty (Bloemer *et al.*, 2002; Bloemer and Kasper, 1995). In other words, whereas dissatisfaction very often leads to switch the current provider, merely satisfying a customer frequently is not enough to avoid switching (Calvo-Porrall *et al.*, 2017; Liao *et al.*, 2017).

Second, the strength of the effect of satisfaction on loyalty depends on certain idiosyncratic factors (Kumar *et al.*, 2013) such as the considered industry, the market segment and the presence of switching barriers (i.e. switching costs) or switching triggers (e.g. alternative attractiveness or variety seeking). According to this reasoning, the lack of influence of satisfaction on switching intentions in holiday destinations could be due to tourists' desire for variety in their next holiday trip. In the case of mobile services, most

likely, the existence of other attractive options (Calvo-Porrall *et al.*, 2017) diminishes the impact of satisfaction on changing providers but increases the thoughts of “what might have been if I had chosen B instead of A...” (i.e. post-purchase regret). Thus, the impact of satisfaction on switching or repurchase intentions may differ depending on the type of service and the findings of the present study cannot be generalised to other sectors without caution. For example, in a service with high switching costs like financial services, the relationship between satisfaction and retention is likely to be medium or even low but not because satisfied customers leave but because dissatisfied customers stay due to inertia or searching costs, among others.

Thus, results provide support for the theoretical argument proposed in this study: satisfaction is no longer a necessary or sufficient condition to avoid service switching behaviour and, so, further drivers must be found.

In the utilitarian service, the main predictor of switching intention is post-purchase regret, followed some way off by alternative attractiveness. Thus, if consumers regret their decision because they think that other alternatives could have been more satisfactory, they might decide to switch to another provider even if initially they were satisfied. In the hedonic service, although the perception of other attractive alternatives also has a significant effect on switching propensity, the principal determinant of switching intention is past switching behaviour and, to a lesser extent, anticipated regret. Therefore, results show important differences between the antecedents of switching in utilitarian and hedonic services that have been confirmed by means of a multigroup analysis. An important explanation for these discrepancies is the higher variety-seeking propensity associated to hedonic *vs* utilitarian services. Also, differences in the way consumers evaluate hedonic and utilitarian services, through an affective or cognitive approach respectively, may explain part of these divergences.

Another point that needs further discussion is if the previous arguments can be applied to any hedonic service or are specific to tourist destinations. Hedonic services have been associated with variety seeking propensity. However, in other hedonic services, the temporal pattern could be different. For example, in a restaurant, maybe in the short run, satisfaction could lead to return when the individual has not reached saturation point because there are still new dishes to taste but, after repeated visits, the marginal intention to return could decrease if the stimulation level provided by the restaurant falls below the optimum. Nevertheless, there are also consumers who do not like to repeat the restaurant in two consecutive purchases and prefer to alternate among different providers. Hence, there is an important gap in the literature regarding the temporal effect of satisfaction and variety seeking on hedonic services switching behaviour.

Concerning the managerial implications of this study, in utilitarian services, it is important to emphasise that in defensive marketing strategies, service managers should aim to reduce post purchase regret or increase rejoice in order to discourage customers from switching. In contrast, in offensive marketing strategies, service managers should increase post-purchase regret of competitors' customers, stressing that they could be more satisfied with other alternatives. In the mobile phone sector, these strategies are usually based on prices and the device offered but, depending on the type of service, other features could be highlighted. In hedonic services, however, companies should design offensive strategies based on reducing anticipated regret associated to switching by strengthening the perception that there are better alternatives in the marketplace. Also, in defensive strategies, since variety seeking is important, hedonic services providers should change the content of their services adding new stimuli quite often in order to satisfy consumer variety needs and induce positive affect and surprise, what may lead to repatronage behaviour (Jiang and Wang, 2006). For example, in the travel industry, destination managers could increase the stimulation level of the experience by designing new products or activities such as festivals

or events. Also, in offensive marketing strategies, destination managers should encourage tourists to share content in internet using eWom as a mean of reducing anticipated regret and capturing new visitors.

The main limitation of the present work consists of the consideration of only one utilitarian and one hedonic service in the empirical study. This makes it difficult to generalise the findings because the detected differences could be due not only to the utilitarian or hedonic nature of the services, but also to other idiosyncratic features such as the number of competitors, their communication effort, continuous vs sporadic consumptions of the service or the economic cost, among others. Specifically, the choice of holiday destinations as the hedonic service could bias the results because it is a very particular product where consumer switching behaviour is more salient than in other hedonic services such as paddle courts or golf courses. Thus, future research is encouraged that can offer new insights into the role played by anticipated and post purchase regret in other utilitarian and hedonic services.

A technical limitation of this work is that after testing for different types of invariance between groups (partial or complete), only the requirements of configural invariance were met. In the future, it would be necessary to replicate the estimation of the model in both types of services, ensuring compliance with other forms of invariance.

Another limitation is the different time horizon of the switching intention considered for mobile services (two months) and for holiday destinations (next holiday trip) and thus, an interesting research line to advance understanding of service switching behaviour is the analysis of such behaviour in different time periods. In this sense, the study could be repeated, considering not only short-term switching intention but also mid- and long-term intentions.

As a fourth limitation, it is important to note that despite broad agreement on the influence of switching costs on switching intentions (Chuah, Rauschnabel, Marimuthu, Thurasamy and Nguyen, 2017) the variable was not considered in this study because our focus was on consumers' switching behaviour in spite of being satisfied. Thus, future studies should analyse jointly the influence of ECT, external reference points (i.e. regret and alternative attractiveness), switching costs and variety seeking on consumers future behaviour considering that switching costs could affect as both a direct antecedent and as a moderator. A very similar concept that requires further insights is consumer inertia that could make customers stay with their current provider just out of habit. In addition, several personality traits could moderate the impact of the determinants of switching either by enhancing it or by attenuating it such as risk aversion proneness, consumer innovativeness or prudence, among others. In the case of utilitarian continuous services such as mobile services, customer seniority could also moderate the impact of the determinants of switching intentions, which is an interesting avenue to explore in future research.

References

- An, M. and Noh, Y. (2009), "Airline customer satisfaction and loyalty: impact of in-flight service quality", *Service Business*, Vol. 3 No. 3, pp. 293-307.
- Anderson, E.W. and Mittal, V. (2000), "Strengthening the satisfaction-profit chain", *Journal of Service Research*, Vol. 3 No. 2, pp. 107-120.
- Anderson, E.W., Fornell, C. and Mazvancheryl, S.K. (2004), "Customer satisfaction and shareholder value", *Journal of Marketing*, Vol. 68 No. 4, pp. 172-185.
- Anderson, J.C. and Gerbing, D. (1988), "Structural modelling in practice: a review and recommended two-steps approach", *Psychological Bulletin*, Vol. 103 No. 3, pp. 411-423.
- Anderson, J.C. and Narus, J.A. (1990), "A model of distributor firm and manufacturer firm working partnership", *Journal of Marketing*, Vol. 54 No. 1, pp. 42-58.

- Andreassen, T.W. and Lervik, L. (1999), "Perceived relative attractiveness today and tomorrow as predictors of future repurchase intention", *Journal of Service Research*, Vol. 2 No. 2, pp. 164-172.
- Antón, C., Camarero, C. and Carrero, M. (2007), "Analysing firms' failures as determinants of consumer switching intentions", *European Journal of Marketing*, Vol. 41 Nos 1/2, pp. 135-158.
- Athanassopoulos, A.D. (2000), "Customer satisfaction cues to support market segmentation and explain switching behaviour", *Journal of Business Research*, Vol. 47 No. 3, pp. 191-207.
- Athanassopoulos, A.D. (2001), "Behavioural responses to customer satisfaction: an empirical study", *European Journal of Marketing*, Vol. 35 Nos 5/6, pp. 687-707.
- Augusto de Matos, C., Luiz Henrique, J. and de Rosa, F. (2013), "Customer reactions to service failure and recovery in the banking industry: the influence of switching costs", *Journal of Services Marketing*, Vol. 27 No. 7, pp. 526-538.
- Babin, B.J. and Griffin, M. (1998), "The nature of satisfaction: an updated examination and analysis", *Journal of Business Research*, Vol. 41 No. 2, pp. 127-136.
- Babin, B.J., Darden, W.R. and Griffin, M. (1994), "Work and/or fun: measuring hedonic and utilitarian shopping value", *Journal of Consumer Research*, Vol. 20 No. 4, pp. 644-656.
- Babin, B.J., Lee, Y., Kim, E. and Griffin, M. (2005), "Modeling consumer satisfaction and word-of-mouth: restaurant patronage in Korea", *Journal of Service Research*, Vol. 19 No. 3, pp. 133-139.
- Baek, T.H. and King, K.W. (2011), "Exploring the consequences of brand credibility in services", *Journal of Services Marketing*, Vol. 25 No. 4, pp. 260-272.
- Bagozzi, R. and Yi, J. (1988), "On the evaluation of structural equation models", *Journal of the Academy of Marketing Science*, Vol. 16 No. 2, pp. 74-94.
- Balaji, M.S. (2015), "Investing in customer loyalty: the moderating role of relational characteristics", *Service Business*, Vol. 9 No. 1, pp. 17-40.
- Baltas, G., Kokkinaki, F. and Loukopoulou, A. (2017), "Does variety seeking vary between hedonic and utilitarian products? The role of attribute type", *Journal of Consumer Behaviour*, Vol. 16 No. 6, pp. 1-12.
- Bansal, H.S. and Taylor, S.F. (1999), "The service provider switching model (SPSM)", *Journal of Service Research*, Vol. 2 No. 2, pp. 200-218.
- Bansal, H.S. and Taylor, S.F. (2002), "Investigating interactive effects in the theory of planned behaviour in a service-provider switching context", *Psychology and Marketing*, Vol. 19 No. 5, pp. 407-425.
- Bansal, H.S., Irving, P.G. and Taylor, S.F. (2004), "A three-component model of customer commitment to service providers", *Journal of the Academy of Marketing Science*, Vol. 32 No. 3, pp. 234-250.
- Bansal, H.S., Taylor, S.F. and James, Y.S. (2005), "Migrating to new service providers: toward a unifying framework of consumers' switching behaviours", *Journal of the Academy of Marketing Science*, Vol. 33 No. 1, pp. 96-115.
- Barroso, C., Martín, E. and Martín, D. (2007), "The influence of market heterogeneity on the relationship between a destination's image and tourists' future behavior", *Tourism Management*, Vol. 28 No. 1, pp. 175-187.
- Baumann, C., Elliott, G. and Burton, S. (2012), "Modeling customer satisfaction and loyalty: survey data versus data mining", *Journal of Service Marketing*, Vol. 26 No. 3, pp. 148-157.
- Bentler, P. (2005), *EQS 6: Structural Equation Program Manual, Multivariate Software*, Multivariate Software, Encino, CA.
- Berné, C., Múgica, J.M. and Rivera, P. (2005), "The managerial ability to control the varied behaviour of regular customers in retailing: interformat differences", *Journal of Retailing and Consumer Services*, Vol. 12 No. 3, pp. 151-164.
- Berné, C., Múgica, J.M. and Yagüe, M.J. (2001), "The effect of variety-seeking on customer retention in services", *Journal of Retailing and Consumer Services*, Vol. 8 No. 6, pp. 335-345.

- Bigné, E., Mattila, A. and Andreu, L. (2008), "The impact of experiential consumption cognitions and emotions on behavioral intentions", *Journal of Services Marketing*, Vol. 22 No. 4, pp. 303-315.
- Bigné, E., Sánchez, I. and Andreu, L. (2009), "The role of variety seeking in short and long run revisit intentions in holiday destinations", *International Journal of Culture, Tourism and Hospitality Research*, Vol. 3 No. 2, pp. 103-115.
- Blackwell, S.A., Szeinbach, S.L., Barnes, J.H., Garner, D.W. and Bush, V. (1999), "The antecedents of customer loyalty: an empirical investigation of the role of personal and situational aspects on repurchase decisions", *Journal of Service Research*, Vol. 1 No. 4, pp. 362-375.
- Bloemer, J. and Kasper, H. (1995), "The complex relationship between customer satisfaction and brand loyalty", *Journal of Economic Psychology*, Vol. 16 No. 2, pp. 311-329.
- Bloemer, J., Brijs, T., Swinnen, G. and Vanhoof, K. (2002), "Identifying latently dissatisfied customers and measures for dissatisfaction management", *International Journal of Bank Marketing*, Vol. 20 No. 1, pp. 27-37.
- Bodet, G. (2008), "Customer satisfaction and loyalty in service: two concepts, four constructs, several relationships", *Journal of Retailing and Consumer Services*, Vol. 15 No. 3, pp. 156-162.
- Bolton, R.N. and Lemon, K.N. (1999), "A dynamic model of customers' usage of services: usage as an antecedent and consequence of satisfaction", *Journal of Marketing Research*, Vol. 36 No. 2, pp. 171-186.
- Bolton, R.N., Kannan, P.K. and Bramlett, M.D. (2000), "Implications of loyalty program membership and service experiences for customer retention and value", *Journal of the Academy of Marketing Science*, Vol. 28 No. 1, pp. 95-108.
- Brehaut, J.C., O'Connor, A.M., Wood, T.J., Hack, T.F., Siminoff, L., Gordon, E. and Feldman-Stewart, D. (2003), "Validation of a decision regret scale", *Medical Decision Making*, Vol. 23 No. 4, pp. 281-292.
- Buckinx, W. and Van den Poel, D. (2005), "Customer base analysis: partial defection of behaviourally loyal clients in a non-contractual FMCG retail setting", *European Journal of Operational Research*, Vol. 164 No. 1, pp. 252-268.
- Bui, M., Krishen, A.S. and Bates, K. (2011), "Modeling regret effects on consumer post-purchase decisions", *European Journal of Marketing*, Vol. 45 Nos 7/8, pp. 1068-1090.
- Burnham, T.A., Frels, J.K. and Mahajan, V. (2003), "Consumer switching costs: a typology, antecedents, and consequences", *Journal of the Academy of Marketing Science*, Vol. 31 No. 2, pp. 109-126.
- Calvo-Porrá, C. and Lévy-Mangin, J.P. (2015a), "Switching behavior and customer satisfaction in mobile services: analyzing virtual and traditional operators", *Computers in Human Behavior*, Vol. 49, pp. 532-540.
- Calvo-Porrá, C. and Lévy-Mangin, J.P. (2015b), "Smooth operators? Drivers of customer satisfaction and switching behavior in virtual and traditional mobile services", *Revista Española de Investigación en Marketing ESIC*, Vol. 19 No. 2, pp. 124-138.
- Calvo-Porrá, C., Faiña-Medín, A. and Nieto-Mengotti, M. (2017), "Satisfaction and switching intention in mobile services: comparing lock-in and free contracts in the Spanish market", *Telematics and Informatics*, Vol. 34 No. 5, pp. 717-729.
- Carpenter, J.M. (2008), "Consumer shopping value, satisfaction and loyalty in discount retailing", *Journal of Retailing and Consumer Services*, Vol. 15 No. 5, pp. 358-363.
- Carroll, B.A. and Ahuvia, A.C. (2006), "Some antecedents and outcomes of brand love", *Marketing Letters*, Vol. 17 No. 2, pp. 79-89.
- Chakravarty, S., Feinberg, R. and Rhee, E.Y. (2004), "Relationships and individuals' bank switching behaviour", *Journal of Economic Psychology*, Vol. 25 No. 4, pp. 507-527.
- Chandon, P., Wansink, B. and Laurent, G. (2000), "A benefit congruency framework of sales promotion effectiveness", *Journal of Marketing*, Vol. 64 No. 4, pp. 65-81.
- Chaudhuri, A. and Holbrook, M.B. (2001), "The chain of effects from brand trust and brand affect to brand performance: the role of brand loyalty", *Journal of Marketing*, Vol. 65 No. 2, pp. 81-93.

- Chen, S.C. (2012), "The customer satisfaction-loyalty relation in an interactive e-service setting: the mediators", *Journal of Retailing and Consumer Services*, Vol. 19 No. 2, pp. 202-210.
- Cheng, S., Lam, T. and Hsu, C.H.C. (2005), "Testing the sufficiency of the theory of planned behavior: a case of customer dissatisfaction responses in restaurants", *International Journal of Hospitality Management*, Vol. 24 No. 4, pp. 475-492.
- Chernev, A. (2004), "Goal orientation and consumer preference for the status quo", *Journal of Consumer Research*, Vol. 31 No. 3, pp. 557-565.
- Chih, W.H., Wang, K.Y., Hsu, L.C. and Cheng, I.S. (2012), "From disconfirmation to switching: an empirical investigation of switching intentions after service failure and recovery", *The Service Industries Journal*, Vol. 32 No. 8, pp. 1305-1321.
- Childers, T.L., Carr, C.L., Peck, J. and Carson, S. (2001), "Hedonic and utilitarian motivations for online retail shopping behavior", *Journal of Retailing*, Vol. 77 No. 4, pp. 511-535.
- Chintagunta, P.K. (1999), "Variety seeking, purchase timing, and the 'lightning bolt' brand choice model", *Management Science*, Vol. 45 No. 4, pp. 486-498.
- Chiu, H.C., Hsieh, Y.C., Li, Y.C. and Lee, M. (2005), "Relationship marketing and consumer switching behavior", *Journal of Business Research*, Vol. 58 No. 12, pp. 1681-1689.
- Choi, B. and Ahluwalia, R. (2013), "Determinants of brand switching: the role of consumer inferences, brand commitment, and perceived risk", *Journal of Applied Social Psychology*, Vol. 43 No. 5, pp. 981-991.
- Chuah, S.H.W., Marimuthu, M., Kandampully, J. and Bilgihan, A. (2017), "What drives Gen Y loyalty? Understanding the mediated moderating roles of switching costs and alternative attractiveness in the value-satisfaction-loyalty chain", *Journal of Retailing and Consumer Services*, Vol. 36, pp. 124-136.
- Chuah, S.H.W., Rauschnabel, P.A., Marimuthu, M., Thurasamy, R. and Nguyen, B. (2017), "Why do satisfied customers defect? A closer look at the simultaneous effects of switching barriers and inducements on customer loyalty", *Journal of Service Theory and Practice*, Vol. 27 No. 3, pp. 616-641.
- Colgate, M. and Hedge, R. (2001), "An investigation into the switching process in retail banking services", *International Journal of Bank Marketing*, Vol. 19 No. 5, pp. 201-212.
- Colgate, M. and Lang, B. (2001), "Switching barriers in consumer markets: an investigation of the financial services industry", *The Journal of Consumer Marketing*, Vol. 18 No. 4, pp. 332-347.
- Colgate, M. and Norris, M. (2001), "Developing a comprehensive picture of service failure", *International Journal of Service Industry Management*, Vol. 12 No. 3, pp. 215-233.
- Connolly, T. and Butler, D. (2006), "Regret in economic and psychological theories of choice", *Journal of Behavioral Decision Making*, Vol. 19 No. 2, pp. 139-154.
- Connolly, T., Ordóñez, L.D. and Coughlan, R. (1997), "Regret and responsibility in the evaluation of decision outcomes", *Organizational Behavior and Human Decision Processes*, Vol. 70 No. 1, pp. 73-85.
- Coulter, R.A. and Ligas, M. (2000), "The long good-bye: the dissolution of customer-service provider relationships", *Psychology and Marketing*, Vol. 17 No. 8, pp. 669-695.
- Cronin, J.J. and Taylor, S.A. (1992), "Measuring service quality: a re-examination and extension", *Journal of Marketing*, Vol. 56 No. 3, pp. 55-68.
- Cronin, J.J., Brady, M.K. and Hult, G.T.M. (2000), "Assessing the effects of quality, value and customer satisfaction on consumer behavioral intentions in service environments", *Journal of Retailing*, Vol. 76 No. 2, pp. 193-218.
- Dagger, T. and David, M.E. (2012), "Uncovering the real effect of switching costs on the satisfaction-loyalty association: the critical role of involvement and relationship benefits", *European Journal of Marketing*, Vol. 46 Nos 3/4, pp. 447-468.
- Decrop, A. and Snelders, B. (2005), "A grounded typology of vacation decision-making", *Tourism Management*, Vol. 26 No. 2, pp. 121-132.

- Dhar, R. and Wertenbroch, K. (2000), "Customer choice between hedonic and utilitarian goods", *Journal of Marketing Research*, Vol. 37 No. 1, pp. 60-71.
- East, R., Lomax, W. and Narain, R. (2001), "Customer tenure, recommendation and switching", *Journal of Consumer Satisfaction, Dissatisfaction and Complaining Behaviour*, Vol. 14, pp. 46-54.
- Falk, T., Hammerschmidt, M. and Schepers, J.J.L. (2010), "The service quality-satisfaction link revisited: exploring asymmetries and dynamics", *Journal of the Academy of Marketing Science*, Vol. 38 No. 3, pp. 288-302.
- Farah, M.F. (2017), "Application of the theory of planned behavior to customer switching intentions in the context of bank consolidations", *International Journal of Bank Marketing*, Vol. 35 No. 1, pp. 147-172.
- Fernandes, T. and Pedroso, R. (2017), "The effect of self-checkout quality on customer satisfaction and repatronage in a retail context", *Service Business*, Vol. 11 No. 1, pp. 69-92.
- Fornell, C. and Larcker, D. (1981), "Evaluating structural equations models with unobservable variables and measurement error", *Journal of Marketing Research*, Vol. 18 No. 1, pp. 39-50.
- Fraering, M. and Minor, M.S. (2013), "Beyond loyalty: customer satisfaction, loyalty, and fortitude", *Journal of Service Marketing*, Vol. 27 No. 4, pp. 334-344.
- Fullerton, G. (2003), "When does commitment lead to loyalty?", *Journal of Service Research*, Vol. 5 No. 4, pp. 333-344.
- Ganesh, J.M., Arnold, J. and Reynolds, K.E. (2000), "Understanding the customer base of service providers: an examination of the differences between switchers and stayers", *Journal of Marketing*, Vol. 64 No. 3, pp. 65-87.
- Garbarino, E. and Johnson, M.S. (1999), "The different roles of satisfaction, trust and commitment in customer relationships", *Journal of Marketing*, Vol. 63 No. 2, pp. 70-87.
- Garland, R. (2002), "Estimating customer defection in personal retail banking", *International Journal of Bank Marketing*, Vol. 20 No. 7, pp. 317-324.
- Gerrard, P. and Cunningham, J.B. (2004), "Consumer switching behaviour in the Asian banking market", *Journal of Service Marketing*, Vol. 18 No. 3, pp. 215-223.
- Giese, J.L. and Cote, J.A. (2000), "Defining consumer satisfaction", *Academy of Marketing Science Review*, Vol. 1 No. 1, pp. 1-22.
- Givon, M. (1984), "Variety seeking through brand switching", *Marketing Science*, Vol. 3 No. 1, pp. 1-22.
- Grace, D. and O'Cass, A. (2001), "Attributions of service switching: a study of consumers' and providers' perceptions of child-care service delivery", *Journal of Service Marketing*, Vol. 15 Nos 4/5, pp. 300-321.
- Gray, D.M., D'Alessandro, S., Johnson, L.W. and Carter, L. (2017), "Inertia in services: causes and consequences for switching", *Journal of Services Marketing*, Vol. 31 No. 6, pp. 485-498.
- Greenleaf, E.A. (2004), "Reserves, regret, and rejoicing in open English auctions", *Journal of Consumer Research*, Vol. 31, pp. 264-273.
- Gursoy, D., Spangenberg, E.R. and Rutheford, D.G. (2006), "The hedonic and utilitarian dimensions of attendees' attitudes toward festivals", *Journal of Hospitality and Tourism Research*, Vol. 30 No. 3, pp. 279-294.
- Hair, J.F., Black, W.C., Babin, B.J., Anderson, R.E. and Tatham, R.L. (2006), *Multivariate Data Analysis*, 6th ed., Pearson-Prentice Hall, New Jersey, NJ.
- Hau, L.N. and Thuy, P.N. (2012), "Impact of service personal values on service value and customer loyalty: a cross-service industry study", *Service Business*, Vol. 6 No. 2, pp. 137-155.
- Hellén, K. and Sääksjärvi, M. (2011), "Happiness as a predictor of service quality and commitment for utilitarian and hedonic services", *Psychology and Marketing*, Vol. 28 No. 9, pp. 934-957.
- Hellier, P., Geursen, G., Carr, R. and Rickard, J. (2003), "Customer repurchase intention: a general structural equation model", *European Journal of Marketing*, Vol. 37 Nos 11/12, pp. 1762-1800.

- Henning-Thurau, T., Gwinner, K.P. and Gremler, D.D. (2002), "Understanding relationship marketing outcomes", *Journal of Service Research*, Vol. 4 No. 3, pp. 230-247.
- Herrmann, A., Huber, F. and Braunstein, C. (1999), "A regret theory approach to assessing customer satisfaction when alternatives are considered", in Dubois, B., Lowrey, T.M., Shrum, L.J. and Vanhuele, M. (Eds), *E - European Advances in Consumer Research*, Vol. 4, Association for Consumer Research, Provo, UT, pp. 82-88.
- Homburg, C. and Giering, A. (2001), "Personal characteristics as moderators of the relationship between customer satisfaction and loyalty – an empirical analysis", *Psychology and Marketing*, Vol. 18 No. 1, pp. 43-66.
- Hsieh, J.K., Hsieh, Y.C., Chiu, H.C. and Feng, Y.C. (2012), "Post-adoption switching behavior for online service substitutes: a perspective of the push-pull-mooring framework", *Computers in Human Behavior*, Vol. 28 No. 5, pp. 1912-1920.
- Hu, A.W. and Hwang, I. (2006), "Measuring the effects of consumer switching costs on switching intention in Taiwan mobile telecommunication services", *Journal of American Academy of Business*, Vol. 9 No. 1, pp. 75-85.
- Hur, W.M., Kim, H.K. and Kim, H. (2013), "Investigation of the relationship between service values and loyalty behaviors under high commitment", *Service Business*, Vol. 7 No. 1, pp. 103-119.
- Hwang, I. and Kwon, H. (2016), "Effects of demotion in loyalty programs on brand-switching intentions", *Service Business*, Vol. 10 No. 3, pp. 489-505.
- Jang, S.S. and Feng, R. (2007), "Temporal destination revisit intention: the effects of novelty seeking and satisfaction", *Tourism Management*, Vol. 28 No. 2, pp. 580-590.
- Jiang, Y. and Wang, C.L. (2006), "The impact of affect on service quality and satisfaction: the moderation of service contexts", *Journal of Service Marketing*, Vol. 20 No. 4, pp. 211-218.
- Jones, M.A., Mothersbaugh, D.L. and Beatty, S.E. (2000), "Switching barriers and repurchase intentions in services", *Journal of Retailing*, Vol. 76 No. 2, pp. 259-274.
- Jones, M.A., Taylor, V.A., Becherer, R.C. and Halstead, D. (2003), "The impact of instruction understanding on satisfaction and switching intentions", *Journal of Consumer Satisfaction, Dissatisfaction and Complaining Behaviour*, Vol. 16, pp. 10-18.
- Jones, T.O. and Sasser, W.E. (1995), "Why satisfied customers defect", *Harvard Business Review*, Vol. 73 No. 6, pp. 88-99.
- Jung, J., Han, H. and Oh, M. (2017), "Travelers' switching behavior in the airline industry from the perspective of the push-pull-mooring framework", *Tourism Management*, Vol. 59, pp. 139-153.
- Kahn, B.E. (1995), "Consumer variety-seeking among goods and services", *Journal of Retailing and Consumer Services*, Vol. 2 No. 3, pp. 139-148.
- Kahn, B.E. and Lehmann, D.R. (1991), "Modeling choice among assortments", *Journal of Retailing*, Vol. 67 No. 3, pp. 274-299.
- Kahn, B.E., Kalwani, M.U. and Morrison, D.G. (1986), "Measuring variety-seeking and reinforcement behaviors using panel data", *Journal of Marketing Research*, Vol. 3 No. 2, pp. 89-100.
- Keaveney, S.M. and Parthasarathy, M. (2001), "Customer switching behaviour in online services: an exploratory study of the role of selected attitudinal, behavioral and demographic factors", *Journal of the Academy of Marketing Science*, Vol. 29 No. 4, pp. 374-390.
- Kumar, V., Dalla Pozza, I. and Ganesh, J. (2013), "Revisiting the satisfaction-loyalty relationship: empirical generalizations and directions for future research", *Journal of Retailing*, Vol. 89 No. 3, pp. 246-262.
- Kushwaha, T. and Shankar, V. (2013), "Are multichannel customers really more valuable? The moderating role of product category characteristics", *Journal of Marketing*, Vol. 77 No. 4, pp. 67-85.
- Lai, J.Y., Debbarma, S. and Ulhas, K.R. (2012), "An empirical study of consumer switching behaviour towards mobile shopping: a push-pull-mooring model", *International Journal of Mobile Communications*, Vol. 10 No. 4, pp. 386-404.

- Lam, S.Y., Shankar, V., Erramilli, M.K. and Murthy, B. (2004), "Customer value, satisfaction, loyalty and switching costs: an illustration from a business-to-business service context", *Journal of the Academy of Marketing Science*, Vol. 32 No. 3, pp. 293-311.
- Lee, A., Back, K.J. and Park, J. (2017), "Effects of customer personal characteristics on the satisfaction-loyalty link: a multi-method approach", *Service Business*, Vol. 11 No. 2, pp. 279-297.
- Lee, J., Lee, J. and Feick, L. (2001), "The impact of switching costs on the customer satisfaction-loyalty link: mobile phone service in France", *Journal of Service Marketing*, Vol. 15 No. 1, pp. 35-48.
- Lee, K.W., Tsai, M.T. and Lanting, M.C.L. (2011), "From marketplace to marketspace: Investigating the consumer switch to online banking", *Electronic Commerce Research and Applications*, Vol. 10 No. 1, pp. 115-125.
- Lee, M. and Cunningham, L.F. (2001), "A cost/benefit approach to understanding service loyalty", *Journal of Service Marketing*, Vol. 15 No. 2, pp. 113-130.
- Lemon, K.N., White, T.B. and Winer, R.S. (2002), "Dynamic customer relationship management: incorporating future consideration into the service retention decision", *Journal of Marketing*, Vol. 66 No. 1, pp. 1-14.
- Leone, L., Perugini, M. and Ercolani, A.P. (1999), "A comparison of three models of attitude-behavior relationships in the studying behavior domain", *European Journal of Social Psychology*, Vol. 29 Nos 2-3, pp. 161-189.
- Li, D., Browne, G.J. and Wetherbe, J.C. (2007), "Online consumers switching behavior: a buyer-seller relationship perspective", *Journal of Electronic Commerce in Organizations*, Vol. 5 No. 1, pp. 30-42.
- Liang, D., Ma, Z. and Qi, L. (2013), "Service quality and customer switching behavior in China's mobile phone service sector", *Journal of Business Research*, Vol. 66 No. 8, pp. 1161-1167.
- Liao, C., Lin, H.N., Luo, M.M. and Chea, S. (2017), "Factors influencing online shoppers' repurchase intentions: the roles of satisfaction and regret", *Information & Management*, Vol. 54 No. 5, pp. 651-668.
- Lien, N.H. and Kao, S.L. (2008), "The effects of service quality dimensions on customer satisfaction across different service types: alternative differentiation as a moderator", *Advances in Consumer Research*, Vol. 35, pp. 522-526.
- Lin, H.H. (2011), "Gender differences in the linkage of online patronage behavior with TV-and-online shopping values", *Service Business*, Vol. 5 No. 4, pp. 295-312.
- Lin, I.Y. and Mattila, A.S. (2006), "Understanding restaurant switching behavior from a cultural perspective", *Journal of Hospitality and Tourism Research*, Vol. 30 No. 1, pp. 3-15.
- Lin, J.S.C., Chou, E.Y. and Lin, C.Y. (2016), "What if I make the wrong decision? The role of anticipated regret in switching barrier based customer retention", in Groza, M.D. and Ragland, C.B. (Eds), *Marketing Challenges in a Turbulent Business Environment*, Springer, Cham, pp. 123-126.
- Liu, B.S., Furrer, O. and Sudharshan, D. (2001), "The relationships between culture and behavioral intentions toward services", *Journal of Service Research*, Vol. 4 No. 2, pp. 118-129.
- Liu, Y., Li, H., Xu, X., Kostakos, V. and Heikkilä, J. (2016), "Modeling consumer switching behavior in social network games by exploring consumer cognitive dissonance and change experience", *Industrial Management & Data Systems*, Vol. 116 No. 4, pp. 801-820.
- Low, B. and Johnston, W.J. (2006), "Relationship equity and switching behaviour in the adoption of new telecommunication services", *Industrial Marketing Management*, Vol. 35 No. 6, pp. 676-689.
- Lucia-Palacios, L., Pérez-López, R. and Polo-Redondo, Y. (2016), "Enemies of cloud services usage: inertia and switching costs", *Service Business*, Vol. 10 No. 2, pp. 447-467.
- McDougall, G.H.G. and Levesque, T. (2000), "Customer satisfaction with services: putting perceived value into the equation", *Journal of Service Marketing*, Vol. 14 No. 5, pp. 392-410.
- McConnell, A.R., Niedermeier, K.E., Leibold, J.M., Eil-Alayli, A.G., Chin, P.P. and Kuiper, N.M. (2000), "What if I find it cheaper someplace else? Role of prefactual thinking and anticipated regret in consumer behavior", *Psychology and Marketing*, Vol. 17 No. 4, pp. 281-298.

- Maicas, J.P., Polo, Y. and Sese, F.J. (2006), "The impact of customer relationship characteristics on customer switching behavior", *Managing Service Quality*, Vol. 16 No. 6, pp. 556-574.
- Malhotra, A. and Malhotra, C.K. (2013), "Exploring switching behavior of US mobile service customers", *Journal of Services Marketing*, Vol. 27 No. 1, pp. 13-24.
- Manrai, L.A. and Manrai, A.K. (2007), "A field study of customers' switching behavior for bank services", *Journal of Retailing and Consumer Services*, Vol. 14 No. 3, pp. 208-215.
- Menon, S. and Kahn, B.E. (1995), "The impact of context on variety seeking in product choices", *Journal of Consumer Research*, Vol. 22 No. 3, pp. 285-295.
- Miranda-Gumucio, L., Gil-Pechuán, I. and Palacios-Marqués, D. (2013), "An exploratory study of the determinants of switching and loyalty in prepaid cell phone users: an application of concept mapping", *Service Business*, Vol. 7 No. 4, pp. 603-622.
- Mittal, B. (2016), "Retrospective: why do customers switch? The dynamics of satisfaction versus loyalty", *Journal of Services Marketing*, Vol. 30 No. 6, pp. 569-575.
- Mittal, B. and Lassar, W.M. (1998), "Why do customers switch? The dynamics of satisfaction versus loyalty", *Journal of Service Marketing*, Vol. 12 No. 3, pp. 177-194.
- Mittal, B., Ross, W.T. and Baldasare, P.M. (1998), "The asymmetric impact of negative and positive attribute-level performance of overall satisfaction and repurchase intentions", *Journal of Marketing*, Vol. 62 No. 1, pp. 33-47.
- Mittal, V. and Kamakura, W.A. (2001), "Satisfaction, repurchase intent and repurchase behavior: investigating the moderating effect of customer characteristics", *Journal of Marketing Research*, Vol. 38 No. 1, pp. 131-142.
- Mittal, V., Kumar, P. and Tsiros, M. (1999), "Attribute-level performance, satisfaction and behavioral intentions over time: a consumption-system approach", *Journal of Marketing*, Vol. 63 No. 2, pp. 88-101.
- Ng, S., Russell-Bennett, R. and Dager, T. (2007), "A typology of mass services: the role of service delivery and consumption purpose in classifying service experiences", *Journal of Service Marketing*, Vol. 21 No. 7, pp. 471-480.
- Niinenen, O., Szivas, E. and Riley, M. (2004), "Destination loyalty and repeat behaviour: an application of optimum stimulation measurement", *International Journal of Tourism Research*, Vol. 6 No. 6, pp. 439-447.
- Oliver, R.L. (1993), "Cognitive, affective and attribute bases of the satisfaction response", *Journal of Consumer Research*, Vol. 20 No. 3, pp. 418-430.
- Oliver, R.L. (1997), *Satisfaction: A Behavioural Perspective on the Consumer*, McGraw-Hill, New York, NY.
- Oliver, R.L. (1999), "Whence consumer loyalty?", *Journal of Marketing*, Vol. 63 No. 4, pp. 33-44.
- Oliver, R.L. (2010), *Satisfaction: A Behavioral Perspective on the Consumer*, Routledge, New York, NY.
- Olsen, L.L. and Johnson, M.D. (2003), "Service equity, satisfaction, and loyalty: from transaction-specific to cumulative evaluations", *Journal of Service Research*, Vol. 5 No. 3, pp. 184-195.
- Pan, Y., Sheng, S. and Xie, F.T. (2012), "Antecedents of customer loyalty: an empirical synthesis and re-examination", *Journal of Retailing and Consumer Services*, Vol. 19 No. 1, pp. 150-158.
- Panther, T. and Farquhar, J.D. (2004), "Consumer responses to dissatisfaction with financial service providers: an exploration of why some stay while others switch", *Journal of Financial Services Marketing*, Vol. 8 No. 4, pp. 343-353.
- Park, J.Y. and Jang, S.S. (2014), "Why do customers switch? More satiated or less satisfied", *International Journal of Hospitality Management*, Vol. 37, pp. 159-170.
- Patterson, P.G. (2004), "A contingency model of behavioural intentions in a services context", *European Journal of Marketing*, Vol. 38 Nos 9/10, pp. 1304-1315.
- Patterson, P.G. and Smith, T. (2003), "A cross-cultural study of switching barriers and propensity to stay with service providers", *Journal of Retailing*, Vol. 79 No. 2, pp. 107-120.

- Piha, L.P. and Avlonitis, G.J. (2015), "Customer defection in retail banking: attitudinal and behavioural consequences of failed service quality", *Journal of Service Theory and Practice*, Vol. 25 No. 3, pp. 304-326.
- Ping, R.A. (1993), "The effects of satisfaction and structural constraints on retailer exiting, voice, loyalty, opportunism and neglect", *Journal of Retailing*, Vol. 69 No. 3, pp. 320-352.
- Pollack, B.L. (2015), "Are moderators of the customer satisfaction–repurchase intention relationship contingent on the service category? An exploratory investigation", *Service Marketing Quarterly*, Vol. 36 No. 4, pp. 335-351.
- Ratner, R.K., Kahn, B.E. and Kahneman, D. (1999), "Choosing less-preferred experiences for the sake of variety", *Journal of Consumer Research*, Vol. 26 No. 1, pp. 1-15.
- Rego, L.L., Morgan, N.A. and Fornell, C. (2013), "Reexamining the market share- customer satisfaction relationship", *Journal of Marketing*, Vol. 77 No. 5, pp. 1-20.
- Reichheld, F. (1996), *The Loyalty Effects*, Harvard Business School Press, Boston, MA.
- Roos, I. (1999), "Switching processes in customer relationships", *Journal of Service Research*, Vol. 2 No. 1, pp. 68-85.
- Roos, I., Edvardsson, B. and Gustafsson, A. (2004), "Customer switching patterns in competitive and noncompetitive service industries", *Journal of Service Research*, Vol. 6 No. 3, pp. 256-271.
- Ryals, L. and Knox, S. (2006), "Measuring and managing customer relationship risk in business markets", *Industrial Marketing Management*, Vol. 36 No. 6, pp. 823-833.
- Ryu, K., Han, H. and Jang, S. (2010), "Relationships among hedonic and utilitarian values, satisfaction and behavioral intentions in the fast-casual restaurant industry", *International Journal of Contemporary Hospitality Management*, Vol. 22 No. 3, pp. 416-432.
- Sánchez-García, I. and Currás-Pérez, R. (2011), "Effects of dissatisfaction in tourist services: the role of anger and regret", *Tourism Management*, Vol. 32 No. 6, pp. 1397-1406.
- Sánchez-García, I., Pieters, R., Zeelenberg, M. and Bigné, E. (2012), "When satisfied consumers do not return: variety seeking's effect on short and long term intentions", *Psychology & Marketing*, Vol. 29 No. 1, pp. 15-24.
- Satorra, A. and Bentler, P. (1994), "Corrections to test statistics and standard errors in covariance structure analysis", in von Eye, A. and Clogg, C. (Eds), *Latent Variable Analysis: Applications for Developmental Research*, Sage Publications, Thousand Oaks, CA, pp. 399-419.
- Sharma, P. (2011), "Demystifying cultural differences in country-of-origin effects: exploring the moderating roles of product type, consumption context, and involvement", *Journal of International Consumer Marketing*, Vol. 23 No. 5, pp. 344-364.
- Sheth, J.N., Newman, B.I. and Gross, B.L. (1991), "Why we buy what we buy: a theory of consumption values", *Journal of Business Research*, Vol. 22 No. 2, pp. 159-170.
- Shukla, P. and Babin, B.J. (2013), "Effects of consumer psychographics and store characteristics in influencing shopping value and store switching", *Journal of Consumer Behavior*, Vol. 12 No. 3, pp. 194-203.
- Sloot, L.M., Verhoef, P.C. and Franses, P.H. (2005), "The impact of brand equity and the hedonic level of products on consumer stock-out reactions", *Journal of Retailing*, Vol. 81 No. 1, pp. 15-34.
- Srivastava, K. and Sharma, N.K. (2013), "Service quality, corporate brand image, and switching behavior: the mediating role of customer satisfaction and repurchase intention", *Services Marketing Quarterly*, Vol. 34 No. 4, pp. 274-291.
- Stewart, K. (1998), "An exploration of customer exit in retail banking", *International Journal of Bank Marketing*, Vol. 16 No. 1, pp. 6-14.
- Sweeney, J.C. and Soutar, G.N. (2001), "Consumer perceived value: the development of a multiple item scale", *Journal of Retailing*, Vol. 77 No. 2, pp. 203-220.
- Szymanski, D.M. and Henard, D.H. (2001), "Customer satisfaction: a meta-analysis of the empirical evidence", *Journal of the Academy of Marketing Science*, Vol. 29 No. 1, pp. 16-35.

- Tam, J.L.M. (2011), "The moderating effects of purchase importance in customer satisfaction process: an empirical investigation", *Journal of Consumer Behavior*, Vol. 10 No. 4, pp. 205-215.
- Thomas, J.S., Blattberg, R.C. and Fox, E.J. (2004), "Recapturing lost customers", *Journal of Marketing Research*, Vol. 41 No. 1, pp. 31-45.
- Trivedi, M. (1999), "Using variety-seeking-based segmentation to study promotional response", *Journal of the Academy of Marketing Science*, Vol. 27 No. 1, pp. 37-49.
- Tsiros, M. (1998), "Effect of regret on post-choice valuation: the case of more than two alternatives", *Organizational Behavior and Human Decision Processes*, Vol. 76 No. 1, pp. 48-69.
- Tsiros, M. and Mittal, V. (2000), "Regret: a model of its antecedents and consequences in consumer decision making", *Journal of Consumer Research*, Vol. 26 No. 4, pp. 401-417.
- Tuu, H.H. and Olsen, S.O. (2010), "Nonlinear effects between satisfaction and loyalty: an empirical study of different conceptual relationships", *Journal of Targeting, Measurement and Analysis for Marketing*, Vol. 18 Nos 3/4, pp. 239-251.
- Van Trijp, H.C.M., Hoyer, W.D. and Inman, J.J. (1996), "Why switch? Product-category level explanations for true variety-seeking behavior", *Journal of Marketing Research*, Vol. 33 No. 3, pp. 281-292.
- Vázquez, R. and Foxall, G.R. (2006), "Positive vs. negative switching barriers: the influence of service consumers' need for variety", *Journal of Consumer Behaviour*, Vol. 5 No. 4, pp. 367-379.
- Wangenheim, F. and Bayón, T. (2004a), "Satisfaction, loyalty and word of mouth within the customer base of a utility provider: differences between stayers, switchers and referral switchers", *Journal of Consumer Behaviour*, Vol. 3 No. 3, pp. 211-220.
- Wangenheim, F. and Bayón, T. (2004b), "The effects of word of mouth on services switching. Measurement and moderating variables", *European Journal of Marketing*, Vol. 38 Nos 9/10, pp. 1173-1185.
- Westbrook, R.A. (1987), "Product/consumption-based affective responses and postpurchase processes", *Journal of Marketing Research*, Vol. 24 No. 3, pp. 258-270.
- Wilkins, S., Beckenuyte, C. and Butt, M.M. (2016), "Consumers' behavioural intentions after experiencing deception or cognitive dissonance caused by deceptive packaging, package downsizing or slack filling", *European Journal of Marketing*, Vol. 50 Nos 1/2, pp. 213-235.
- Wu, K., Vassileva, J. and Zhao, Y. (2017), "Understanding users' intention to switch personal cloud storage services: evidence from the Chinese market", *Computers in Human Behavior*, Vol. 68, pp. 300-314.
- Xu, X., Li, H., Heikkilä, J. and Liu, Y. (2013), "Exploring individuals' switching behaviour: an empirical investigation in social network games in China", *BLED 2013 Proceedings*, p. 34.
- Yang, Z. and Peterson, R.T. (2004), "Customer perceived value, satisfaction, and loyalty: the role of switching costs", *Psychology and Marketing*, Vol. 21 No. 10, pp. 799-822.
- Yi, Y. (1990), "A critical review of consumer satisfaction", in Zeithaml, V.A. (Ed.), *Review of Marketing*, American Marketing Association, Chicago, IL, pp. 68-123.
- Yi, Y. and La, S. (2004), "What influences the relationship between customer satisfaction and repurchase intention? Investigating the effects of adjusted expectations and customer loyalty", *Psychology and Marketing*, Vol. 21 No. 5, pp. 351-373.
- Yoon, S. and Kim, J. (2000), "An empirical validation of a loyalty model based on expectation disconfirmation", *Journal of Consumer Marketing*, Vol. 17 No. 2, pp. 120-136.
- Zeelenberg, M. and Pieters, R. (1999), "Comparing service delivery to what might have been: behavioral responses to regret and disappointment", *Journal of Service Research*, Vol. 2 No. 1, pp. 86-97.
- Zeelenberg, M. and Pieters, R. (2004), "Beyond valence in customer dissatisfaction: a review and new findings on behavioral responses to regret and disappointment in failed services", *Journal of Business Research*, Vol. 57 No. 4, pp. 445-455.
- Zeelenberg, M. and Pieters, R. (2007), "A theory of regret regulation 1.0", *Journal of Consumer Psychology*, Vol. 17 No. 1, pp. 3-18.
- Zeithaml, V.A. (2000), "Service quality, profitability, and the economic worth of customers: what we know and what we need to learn", *Journal of the Academy of Marketing Science*, Vol. 28 No. 1, pp. 67-85.

Further reading

Keaveney, S.M. (1995), "Customer switching behaviour in service industries: an exploratory study", *Journal of Marketing*, Vol. 59 No. 2l, pp. 71-82.

Appendix. Set of questions used in the questionnaire

Please show from 1 (totally disagree) to 7 (totally agree) your level of agreement with the following statements

Satisfaction		
sat1	I am satisfied with my mobile company (MC)	1 2 3 4 5 6 7
sat2	My MC meets my needs extremely well	1 2 3 4 5 6 7
sat3	What I get from my MC is what I expect for this service	1 2 3 4 5 6 7
sat4	Globally, I am satisfied with the service provided by my MC	1 2 3 4 5 6 7
Alternative attractiveness		
atr1	I would probably be happy with another MC	1 2 3 4 5 6 7
atr2	If I needed to switch there are other good MC to choose from	1 2 3 4 5 6 7
atr3	Compared to my MC, there are other MC with which I would be equally satisfied	1 2 3 4 5 6 7
Post-purchase regret		
preg1 ^a	It was a wise decision	1 2 3 4 5 6 7
preg2	I regret the choice	1 2 3 4 5 6 7
preg3 ^a	If I had to do it over again I would make the same choice	1 2 3 4 5 6 7
preg4 ^a	The choice has been beneficial for me	1 2 3 4 5 6 7
preg5 ^a	I consider it a right decision	1 2 3 4 5 6 7

Show from 1 (totally disagree) to 7 (totally agree) your level of agreement with the following statements regarding how you think you would feel about switching to another mobile company

Anticipated regret		
areg1 ^a	I would think it is a wise decision	1 2 3 4 5 6 7
areg2 ^a	I would not regret leaving my company	1 2 3 4 5 6 7
areg3 ^a	I would feel that if I had to do it over again I would go for the same choice	1 2 3 4 5 6 7
areg4 ^a	I would think that the decision is beneficial for me	1 2 3 4 5 6 7
areg5 ^a	I would consider it a right decision	1 2 3 4 5 6 7
Past switching behaviour		
psb	How many mobile companies have you been with since you started using this kind of service?	-
Switching intention		
si	Rate the probability of switching to another MC within the next two months from 1 (definitely not) to 7 (yes, definitely)	1 2 3 4 5 6 7

Table A1.
Mobile services

Note: ^aReverse coded

Please show from 1 (totally disagree) to 7 (totally agree) your level of agreement with the following statements

Satisfaction									
sat1	I am satisfied with my experience in X	1	2	3	4	5	6	7	
sat2	My trip to X meets my needs extremely well	1	2	3	4	5	6	7	
sat3	What I get from my trip to X is what I expected for this trip	1	2	3	4	5	6	7	
sat4	Globally, I am satisfied with my experience in X	1	2	3	4	5	6	7	
Alternative attractiveness									
atr1	I would probably be happy with another HD	1	2	3	4	5	6	7	
atr2	If I needed to switch there are other good HD to choose from	1	2	3	4	5	6	7	
atr3	Compared to X, there are other HD with which I would be equally satisfied	1	2	3	4	5	6	7	
Post-purchase regret									
preg1 ^a	It was a wise decision	1	2	3	4	5	6	7	
preg2	I regret the choice	1	2	3	4	5	6	7	
preg3 ^a	If I had to do it over again I would make the same choice	1	2	3	4	5	6	7	
preg4 ^a	The choice has been beneficial for me	1	2	3	4	5	6	7	
preg5 ^a	I consider it a right decision	1	2	3	4	5	6	7	

Show from 1 (totally disagree) to 7 (totally agree) your level of agreement with the following statements regarding how you think you would feel about switching to another mobile company

Anticipated regret									
areg1 ^a	I would think it is a wise decision	1	2	3	4	5	6	7	
areg2 ^a	I would not regret switching to a different HD	1	2	3	4	5	6	7	
areg3 ^a	I would feel that if I had to do it over again I would go for the same choice	1	2	3	4	5	6	7	
areg4 ^a	I would think that the decision is beneficial for me	1	2	3	4	5	6	7	
areg5 ^a	I would consider it a right decision	1	2	3	4	5	6	7	
Past switching behaviour									
psb	How many different tourist destinations have you gone on your main holidays in the last 4 years?								
Switching intention									
si	Rate the probability that on your next main vacation trip you will go again to X from 1 (definitely not) to 7 (yes, definitely)	1	2	3	4	5	6	7	

Table AII.
Holiday destinations (HD)

Notes: ^aReverse coded. The questions refer to the last main holiday destination: X

Corresponding author

Isabel Sánchez García can be contacted at: Isabel.Sanchez@uv.es

For instructions on how to order reprints of this article, please visit our website:

www.emeraldgrouppublishing.com/licensing/reprints.htm

Or contact us for further details: permissions@emeraldinsight.com